

NOTES:
 1. SEE P.O.X. SERIES FOR GENERAL NOTES, SCHEDULES, AND DETAILS.
 2. SEE P.O.X. SERIES FOR BUILDING PLAN WATER, WASTE AND VENT PIPING.
 3. THERE SHALL NOT BE ANY WASTE OR WATER PIPING ABOVE ELECTRICAL PANELS.



ZPA
POOLE & POOLE ARCHITECTURE
 3736 Winterfield Road, Suite 102
 Midlothian, Virginia 23113
 Telephone 804.275.0215
 www.zpa.net

Project: 1928
 CADD File:
 Drawn By: NT
 Checked By: CB

Permit Release:
 May 15, 2020
 Construction Release Set:
 May 15, 2020

Revisions

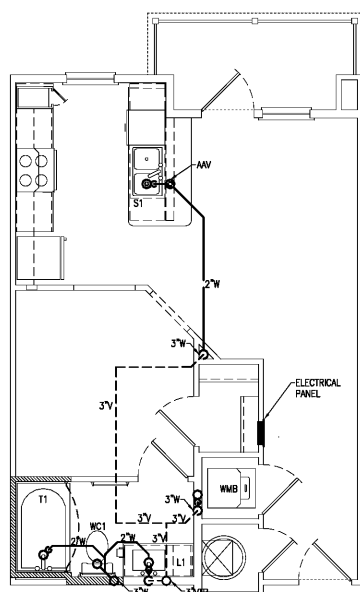
No.	Date	Description

© 2019 Poole & Poole Architecture, LLC
 Drawings and specifications are the property of Poole & Poole Architecture, LLC and shall not be used or reproduced in whole or in part without the express written consent of Poole & Poole Architecture, LLC.

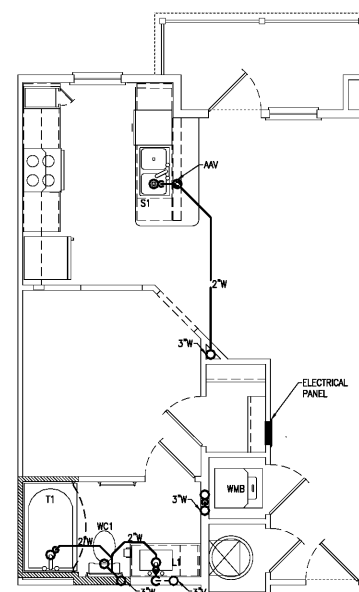
FREDERICK BRAEBECK
 ENGINEERING, P.C.
 1018 W. Brentwood Drive
 Brentwood, TN 37027
 (615) 875-8100

This drawing is a mechanical drawing and shall remain the property of Poole & Poole Architecture, LLC and shall not be used or reproduced in whole or in part without the express written consent of Poole & Poole Architecture, LLC. The reproduction or use of this drawing without the express written consent of Poole & Poole Architecture, LLC is prohibited.

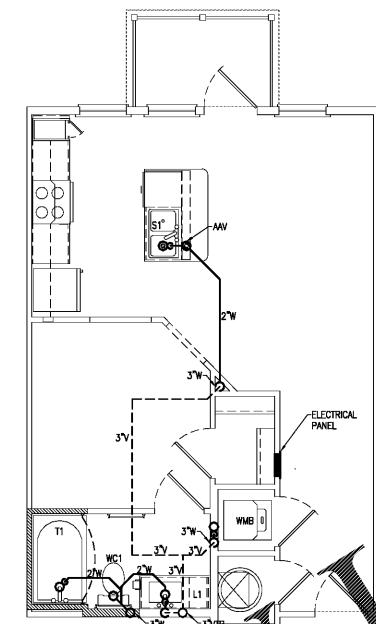
Borough 33
 an Apartment Community by
 33 Broad MF, LLC
 in Chattanooga, Tennessee



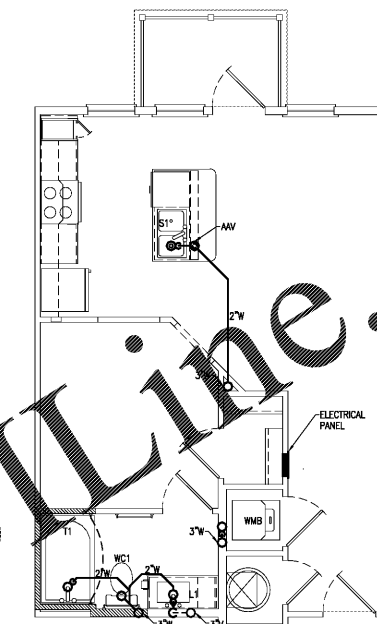
1 Unit A1 - Top Floor - S, W, & V
 Scale: 1/4" = 1'-0"
 A1-ALT2 IS SIMILAR
 Plan



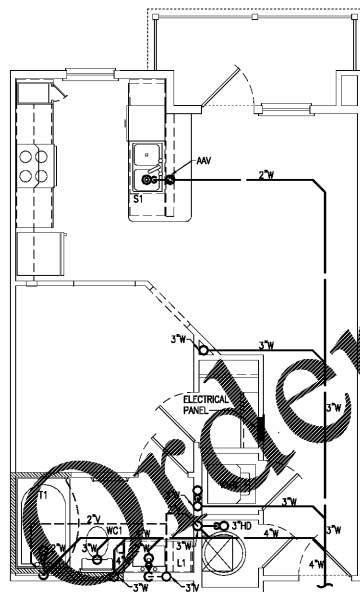
2 Unit A1 - Typical Floor - S, W, & V
 Scale: 1/4" = 1'-0"
 A1-ALT2 IS SIMILAR
 Plan



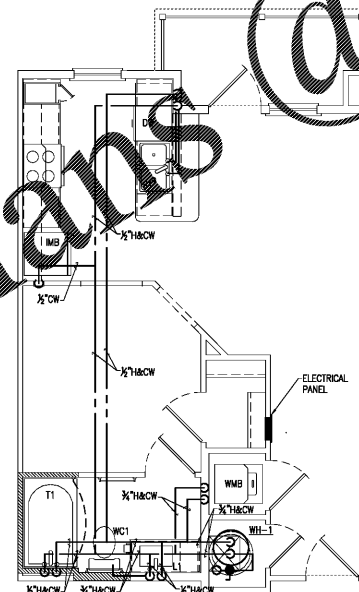
3 Unit A1-ALT 1 - Top Floor - S, W, & V
 Scale: 1/4" = 1'-0"
 Plan



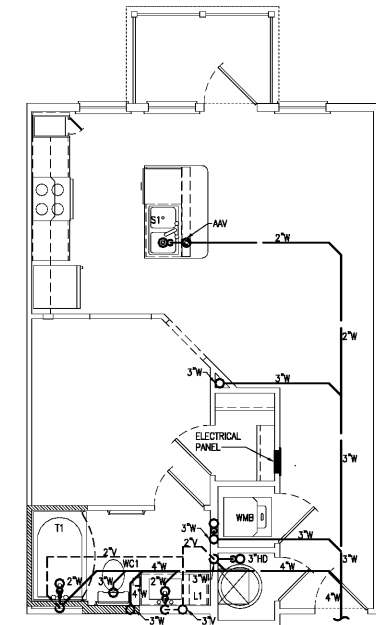
4 Unit A1-ALT 1 - Typical Floor - S, W, & V
 Scale: 1/4" = 1'-0"
 Plan



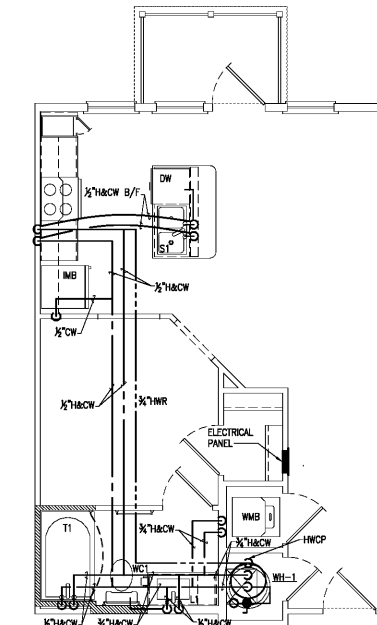
5 Unit A1 - Bottom Floor - S, W, & V
 Scale: 1/4" = 1'-0"
 A1-ALT2 IS SIMILAR
 Plan



6 Unit A1 - Typical Floor - Water
 Scale: 1/4" = 1'-0"
 A1-ALT2 IS SIMILAR
 Plan



7 Unit A1-ALT 1 - Bottom Floor - S, W, & V
 Scale: 1/4" = 1'-0"
 Plan



8 Unit A1-ALT 1 - Typical Floor - Water
 Scale: 1/4" = 1'-0"
 Plan

Order Plans @ WWW.LDLINE.COM

Drawing Title:
 Unit Plan

P1.2

REVISIONS