

GENERAL NOTES

(THIS SHEET ONLY)

1. (E) INDICATES HVAC EQUIPMENT. SEE E6-01 FOR MECHANICAL EQUIPMENT CONNECTION SCHEDULE.
2. DO NOT INSTALL DEVICES BACK TO BACK IN ANY FIRE RATED WALL. PROVIDE MINIMUM 24" HORIZONTAL SPACE BETWEEN SUCH OUTLETS.
3. SEAL ALL PENETRATIONS IN EVERY FIRE RATED WALL AND FLOOR PER UL TO MAINTAIN THE WALL AND FLOOR ORIGINAL RATING.
4. FINAL LIGHTING LOCATIONS AND SELECTIONS TO BE DETERMINED BY ARCHITECT/INTERIOR DESIGNER.
5. PROVIDE #10 CONDUCTORS FOR ANY 120V CIRCUIT OVER 100'. PROVIDE #8 CONDUCTOR FOR ANY CIRCUIT OVER 150'.
6. PROVIDE CONNECTION TO FIRE ALARM CONTROL PANEL FROM ALL FIRE ALARM DEVICES.
7. TYPE N.M. WIRING FOR BRANCH CIRCUIT WIRING FOR TYPE III, IV AND V CONSTRUCTION IF ACCEPTABLE TO LOCAL AUTHORITY HAVING JURISDICTION. PROVIDE M.C. CABLE OR WIRE/EMT CONDUIT FOR BRANCH CIRCUITS IN ALL OTHER CONSTRUCTION TYPES AND IN RETURN AIR PLenums ROOMS OR SPACES.
8. COORDINATE LOCATION AND QUANTITY OF FIRE/SMOKE AND/OR SMOKE DAMPERS WITH MECHANICAL CONTRACTOR PRIOR TO BID. COORDINATION OF LOCATIONS AND QUANTITIES WILL OVERRIDE LOCATIONS AND QUANTITIES INDICATED ON ELECTRICAL DRAWINGS. PROVIDE A 120V UNSWITCHED CIRCUIT TO EACH FIRE/SMOKE DAMPER AND/OR SMOKE DAMPER. PROVIDE A DUCT MOUNTED SMOKE DETECTOR IN FIRE/SMOKE DAMPER SHAFT. CONNECT DUCT MOUNTED SMOKE DETECTOR AND FIRE/SMOKE AND/OR SMOKE DAMPER TO FIRE ALARM SYSTEM. A CHANGE ORDER WILL NOT BE ALLOWED FOR LACK OF COORDINATION BETWEEN THE ELECTRICAL AND MECHANICAL CONTRACTOR FOR LOCATION AND QUANTITY OF FIRE/SMOKE DAMPER AND/OR SMOKE DAMPERS.
9. ALL CEILING MOUNTED CORRIDOR LIGHTING FIXTURES ARE TYPE 'A'.
10. ALL UNIT ENTRY WALL SCONCE LIGHTING FIXTURES ARE TYPE 'B'.
11. ALL STRIP FIXTURES ARE TYPE 'C/CE'.
12. ALL STARWELL FIXTURES ARE TYPE 'DE'.
13. ALL EMERGENCY LIGHTING FIXTURES ARE TYPE 'EM'.
14. ALL EXIT SIGNS ARE TYPE 'EX'.



**POOLE & POOLE ARCHITECTURE**  
 3736 Winterfield Road, Suite 102  
 Midlothian, Virginia 23113  
 Telephone 804.275.0215  
 www.zpa.net

Project: 1928  
 CADD File:  
 Drawn By: SW  
 Checked By: WM

Permit Release:  
 May 15, 2020  
 Construction Release Set:  
 May 15, 2020


Revisions  
 No. Date Description  
 1 03/19/21 Owner Comments

ASI / RFI Revisions  
 No. Date Description

© 2019 Poole & Poole Architecture, LLC  
 All drawings and specifications are the property of Poole & Poole Architecture, LLC and shall not be used for any other project without the written consent of Poole & Poole Architecture, LLC.

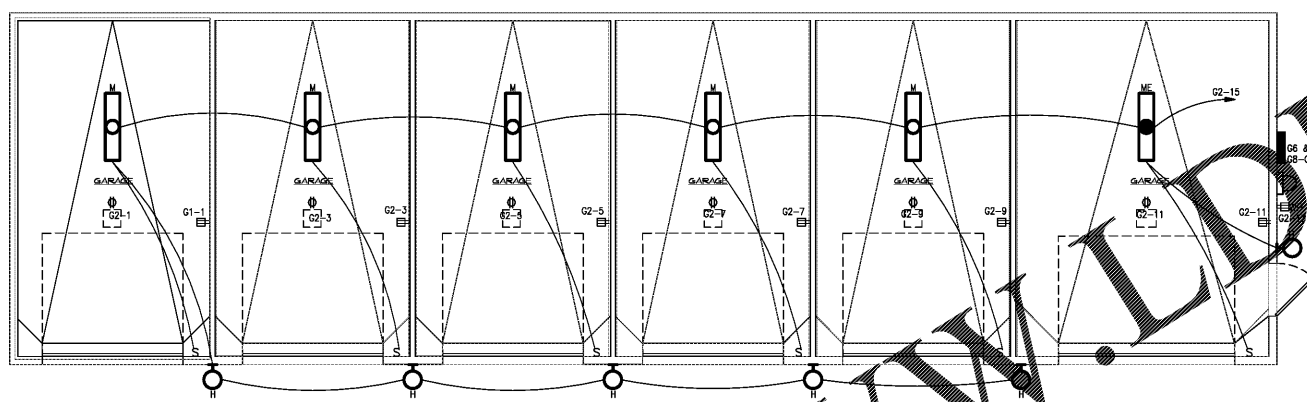


**Borough 33**  
 an Apartment Community by  
 33 Broad MF, LLC  
 in Chattanooga, Tennessee

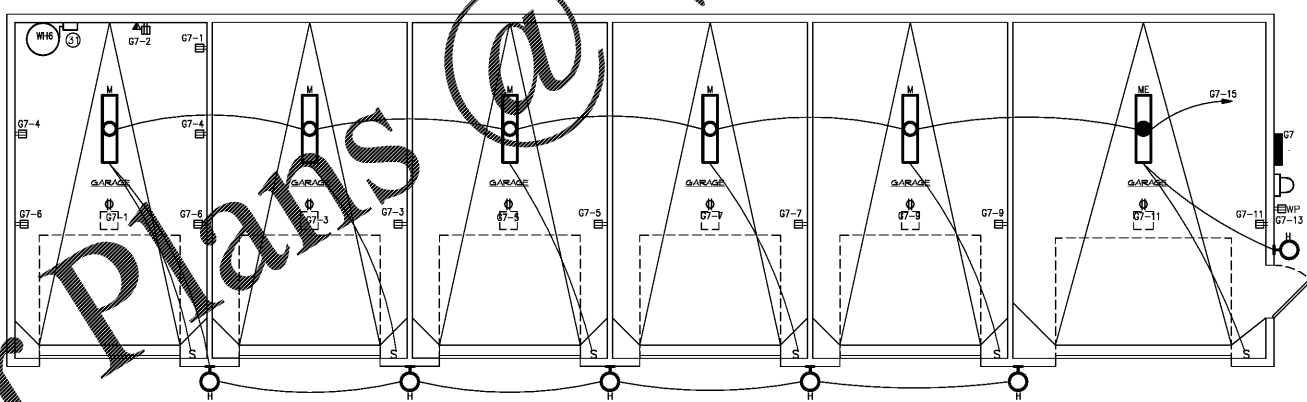


Drawing Title:  
 Garage - Electrical

E6.7



2 Garage 6 & 8-13 - Electrical  
 Scale: 1/4" = 1'-0"



1 Garage 7 - Electrical  
 Scale: 1/4" = 1'-0"

Order Plans @ [www.LDOnline.com](http://www.LDOnline.com)

www.LDOnline.com