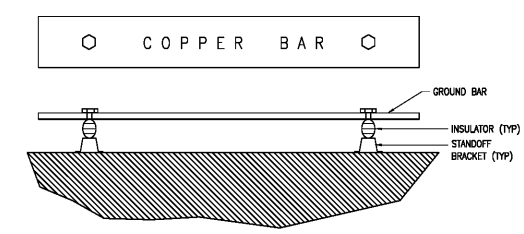
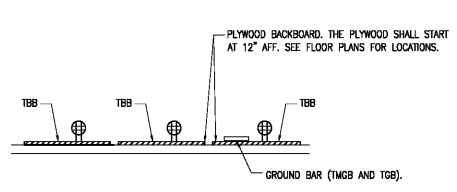


- GENERAL NOTES**
- LOW VOLTAGE CONDUIT LAYOUT SHOULD BE COORDINATED WITH ALL TRADES PRIOR TO ANY WORK.
  - PROVIDE ONE PULL BOX PER SERVICE AT EACH PULL, SPLICE, OR JUNCTION LOCATIONS, AFTER EVERY 200' AND/OR AFTER EVERY 360' OF BENDS OR TURNS, AND SWEEP LESS THAN 36".
  - CONTRACTOR TO TAG AND LABEL ALL WIRING TERMINATIONS AT UTILITY BACKBOARDS. COORDINATE EXACT REQUIREMENTS WITH UTILITY PROVIDERS PRIOR TO ROUGH-IN.
  - COORDINATE EXACT REQUIREMENTS AND LOCATIONS WITH LOW VOLTAGE INSTALLER PRIOR TO ANY WORK.
  - CONTRACTOR TO COORDINATE CEILING ACCESS LOCATIONS AT EVERY PULL BOX WITH ARCHITECT AND LOW VOLTAGE INSTALLER PRIOR TO ANY WORK.
  - CONTRACTOR TO COORDINATE ALL TERMINATION LOCATIONS WITH UTILITY PROVIDERS AND LOW VOLTAGE INSTALLER.
  - CONTRACTOR TO PROVIDE CRIMP CONNECTORS AT ALL CABLE ENDS.
- KEYED NOTES (THIS DRAWING ONLY)**
- 2"-4" C WITH PULL STRING TO TELECOMMUNICATIONS SERVICE ENTRANCE POINT. COORDINATE WITH UTILITY COMPANY PRIOR TO BID.
  - 2"-1/2" C WITH PULL STRING TO TELECOMMUNICATIONS SERVICE HANDHOLE. REFER TO SITE PLAN EA.00 FOR CONTINUATION OF CONDUIT. COORDINATE WITH UTILITY COMPANY PRIOR TO BID.
  - 48" W x 143/4" D FIRE RATED FLYWOOD BACKBOARD FOR TELECOMMUNICATIONS ENTRANCE. COORDINATE EXACT LOCATION AND REQUIREMENTS WITH TELECOMMUNICATIONS SERVICE PROVIDER, ARCHITECT AND OWNER PRIOR TO ROUGH-IN.
  - 3"-1/2" RLL FIRE PENETRATION DEVICE SLEEVE THROUGH FLOOR OR WALL FOR TELECOMMUNICATIONS CABLES.
  - 48" W x 143/4" D FIRE RATED FLYWOOD BACKBOARD FOR TELECOMMUNICATIONS.
  - TELECOM GROUNDING BAR DETAIL ON THIS SHEET.
  - 24" W x 48" H x 3/4" D FIRE RATED FLYWOOD BACKBOARD FOR TELECOMMUNICATIONS ENTRANCE. COORDINATE EXACT LOCATION AND REQUIREMENTS WITH TELECOMMUNICATIONS SERVICE PROVIDER, ARCHITECT AND OWNER PRIOR TO BID/ROUGH-IN.

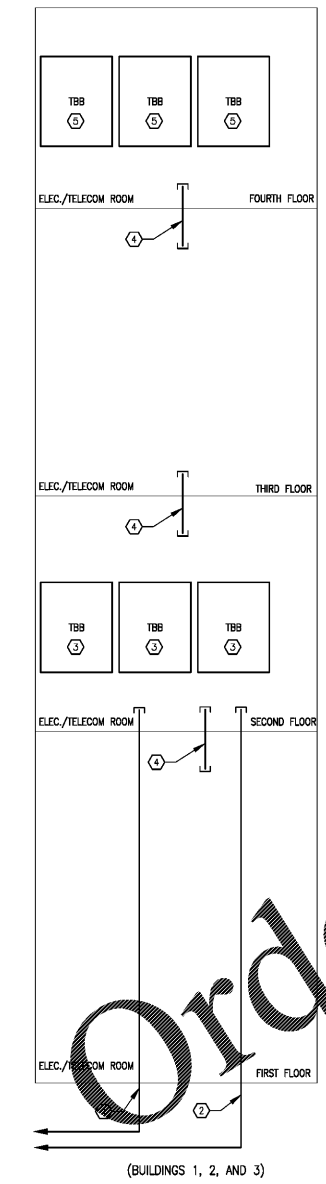


- NOTES:**
- 2" W X 1/2" L X 1/4" THICK COPPER BAR WITH PREDRILLED HOLES (TMGB AND TGB).
  - MOUNT BAR TO WALL WITH STANDOFF BRACKETS AND INSULATORS, LOCATE 90" AFF.
  - BASES OF DESIGN: ERICO:EGRA14212BB OR APPROVED EQUAL.
  - ALL FASTENERS TO HAVE WASHERS.
  - SUBMIT PRODUCT WITH SHOP DRAWINGS.
  - SEE TELECOMMUNICATIONS GROUNDING RISER ON THIS SHEET.

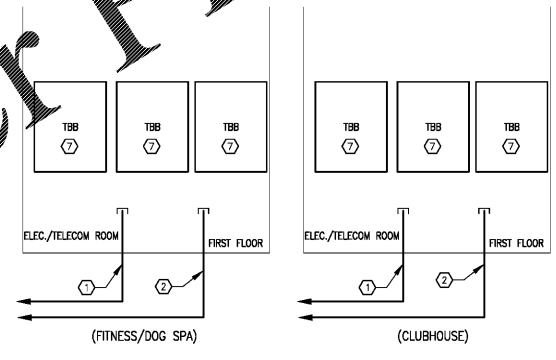
**3 TELECOM GROUNDING BAR DETAIL**  
 Scale: No Scale Plan



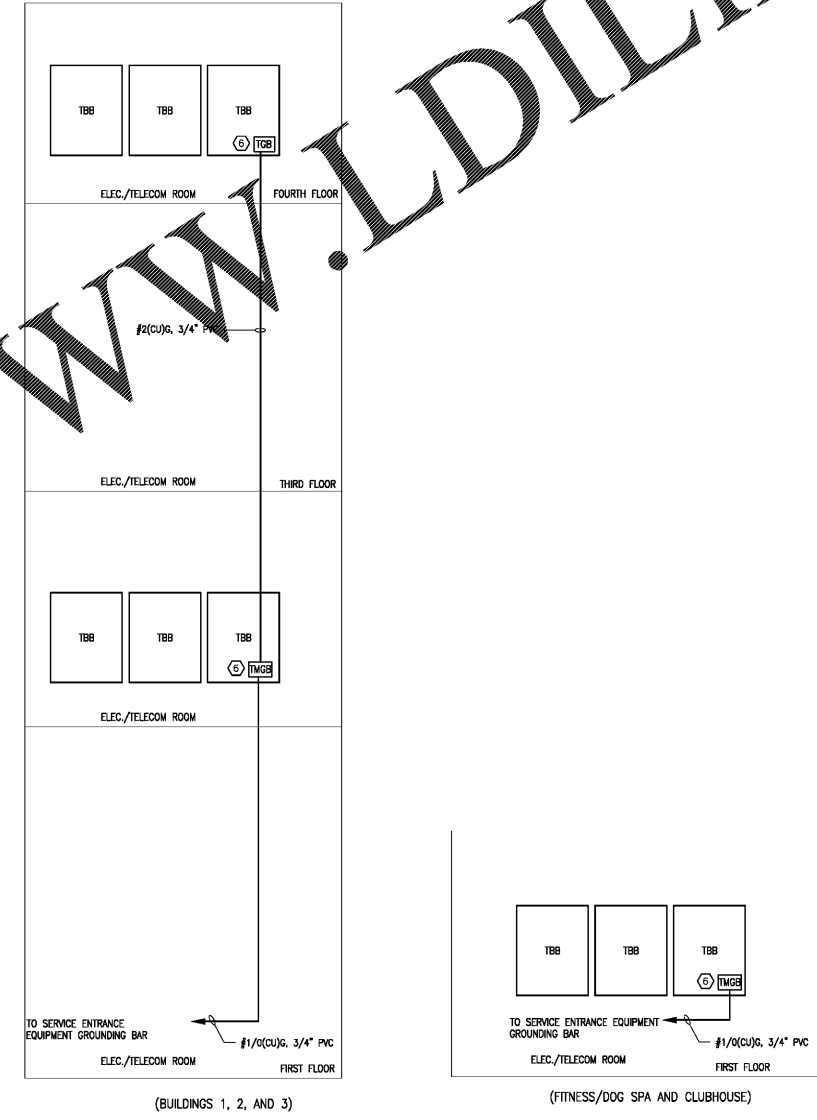
**4 TELECOM BACKBOARD DETAIL**  
 Scale: No Scale Plan



**1 TELECOMMUNICATIONS RISER DIAGRAM - Buildings 1, 2, 3, Club and Fitness**  
 Scale: No Scale Plan



**2 TELECOMMUNICATIONS GROUNDING DIAGRAM - Buildings 1, 2, 3, Club and Fitness**  
 Scale: No Scale Plan



**2 TELECOMMUNICATIONS GROUNDING DIAGRAM - Buildings 1, 2, 3, Club and Fitness**  
 Scale: No Scale Plan