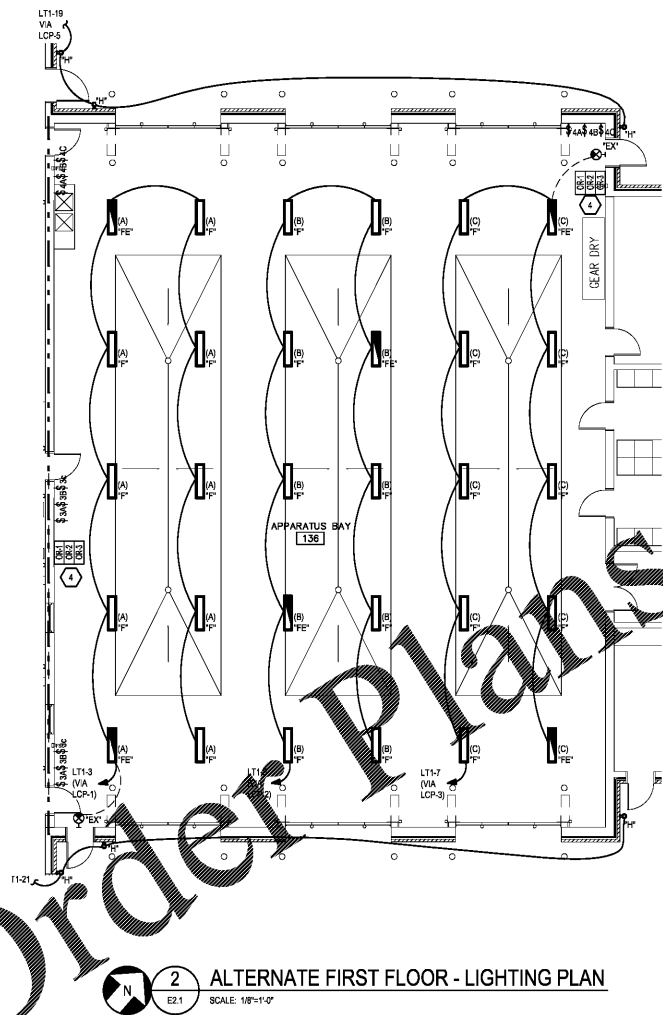
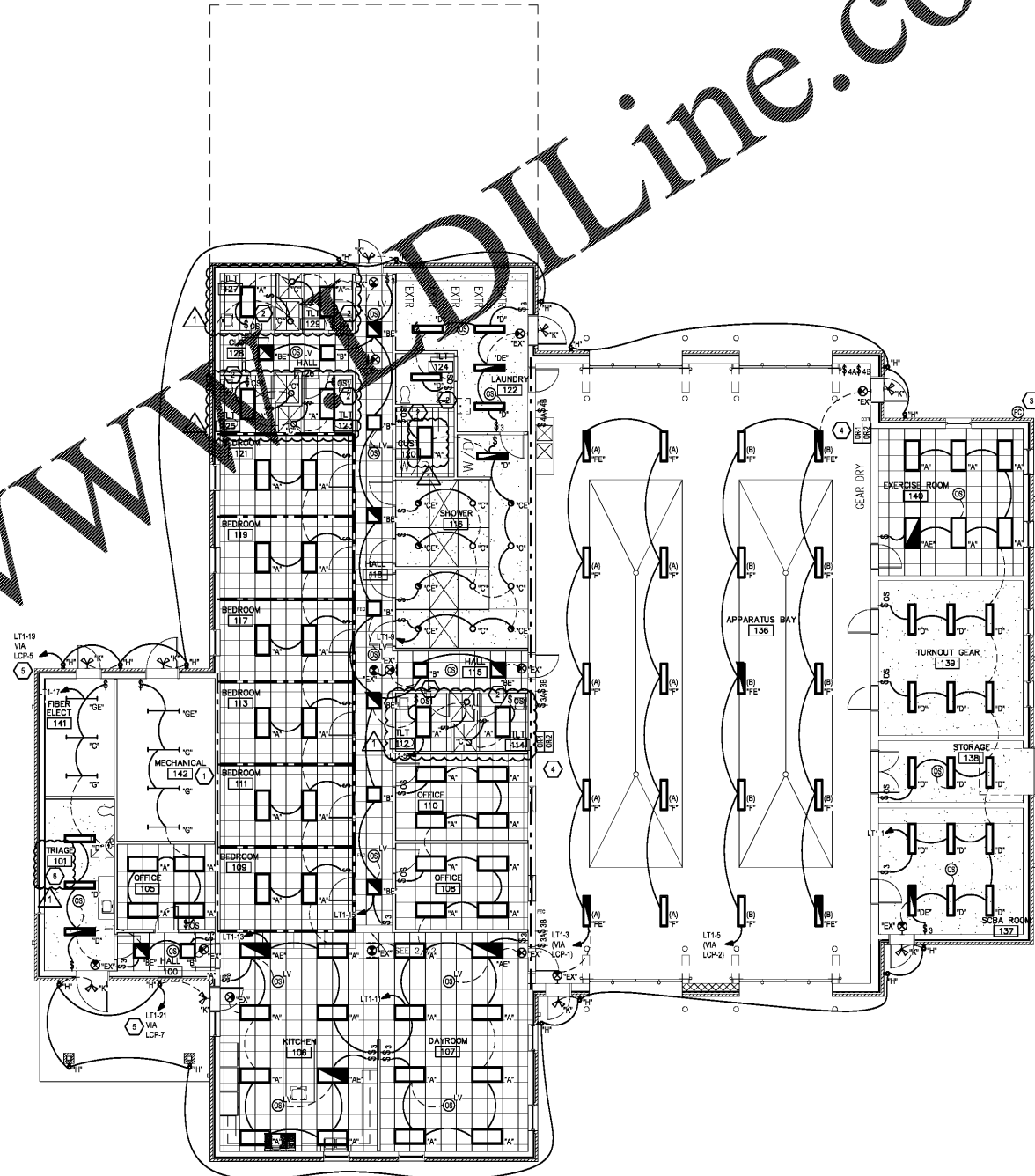


Order Plans



2 ALTERNATE FIRST FLOOR - LIGHTING PLAN
E2.1 SCALE: 1/8"=1'-0"

WWW.DILine.com




1 FIRST FLOOR - LIGHTING PLAN
E2.1 SCALE: 1/8"=1'-0"

NOTES KEYED TO SHEET

- CONTRACTOR SHALL COORDINATE FINAL LOCATION OF LIGHT FIXTURES WITH MECHANICAL ROOM WITH MECHANICAL EQUIPMENT / DUCTWORK INSTALLATION PROVIDED. CONTRACTOR SHALL MAKE ADJUSTMENTS TO FIXTURES TO MINIMIZE SHADOWING TO THE MAXIMUM EXTENT POSSIBLE. CONFIRM FINAL LAYOUT WITH ARCHITECT / OWNER PRIOR TO ROUGH-IN.
- PROVIDE 240VDC POWER RACKS AS REQUIRED SO THAT OCCUPANCY SENSOR WILL CONTROL OPERATION OF LIGHTING AND EXHAUST FAN IN THIS ROOM. POWER RACK SHALL BE RATED FOR AN INPUT VOLTAGE OF 120VAC, 60Hz AND MOTORS RATED AT 1HP @ 120VAC. A DEVICE SIMILAR TO THIS IS A LEGRAND BZ-50 OR EQUAL. SEE 116A.1 LOW VOLTAGE OCCUPANCY SENSOR WIRING DIAGRAM FOR LIGHTS AND EXHAUST FANS' DETAIL FOR ADDITIONAL REQUIREMENTS.
- PROVIDE PHOTOCELL TO OPERATE EXTERIOR LIGHTING FIXTURES. INSTALL PHOTOCELL HIGH ON EXTERIOR WALL, CLEAR OF OBSTRUCTIONS AND ARTIFICIAL LIGHT SOURCES AND FACING IN A NORTHERN DIRECTION. CONFIRM EXACT LOCATION WITH OWNER / ARCHITECT PRIOR TO ROUGH-IN.
- PROVIDE LOW VOLTAGE CONTROL WIRING IN CONDUIT PER LIGHTING CONTROL MANUFACTURER'S REQUIREMENTS TO LIGHTING CONTROL PANEL. LOCATION OF OVERRIDE SWITCH(ES) IS PROPOSED. COORDINATE EXACT SWITCH LOCATION WITH OWNER PRIOR TO ROUGH-IN. PROVIDE NAMEPLATE DESIGNATION FOR AREA CONTROLLED BY OVERRIDE SWITCH. COORDINATE NAMING WITH OWNER.
- CONNECT SITE LIGHTING FIXTURES ON THIS CIRCUIT TO PHOTOCELL VIA LIGHTING CONTROL PANEL. COORDINATE LIGHTING CONTROL PANEL SETTINGS WITH OWNER PRIOR TO ROUGH-IN.
- INSTALLATION METHODS UTILIZED FOR TRIDGE 101 SHALL COMPLY WITH APPLICABLE SECTIONS OF THE NATIONAL ELECTRICAL CODE (NEC) AS REQUIRED. REFER TO NEC 517 - HEALTH CARE SPACE NOTE, ON SHEET 05.1 LOCATION REQUIREMENTS.

RATED WALL LEGEND	
	1/2 HOUR RATED FIRE BARRIER
	2 HOUR RATED FIRE BARRIER

REFER TO UL PENETRATION DETAILS FOR ADDITIONAL REQUIREMENTS



ENGINEERED DESIGNS INC.
North Carolina License #C-1729
1151 SE Cary Parkway, Suite 200 Cary, North Carolina 27518
P 919.851.6481 F 919.851.9703 www.engineereddesigns.com

City of Winston-Salem
FIRE STATION 3
WINSTON-SALEM • NORTH CAROLINA



THESE DRAWINGS ARE INSTRUMENTS OF SERVICE AND SHALL REMAIN THE PROPERTY OF THE ARCHITECT. IF THESE DRAWINGS ARE REPRODUCED OR COPIED IN ANY MANNER WITHOUT THE WRITTEN PERMISSION OF THE ARCHITECT, THE ARCHITECT SHALL BE RESPONSIBLE FOR ANY AND ALL DAMAGES, INCLUDING REASONABLE ATTORNEY'S FEES AND COSTS OF LITIGATION, INCURRED BY THE ARCHITECT AS A RESULT OF SUCH REPRODUCTION OR COPIING. NO PART OF THESE DRAWINGS MAY BE REPRODUCED OR TRANSMITTED IN ANY FORM OR BY ANY MEANS, WITHOUT THE WRITTEN PERMISSION OF ERSOY BRAKE APPELBYRD ARCHITECTS, P.A.

DRAWN: SG
CHECKED: BW
COMM: 1904
DATE: 03-17-21
REVISION: 1
E2.1 OF 1