

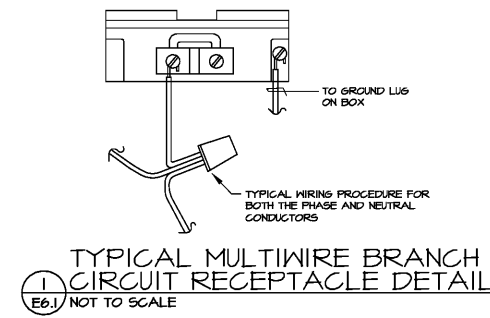
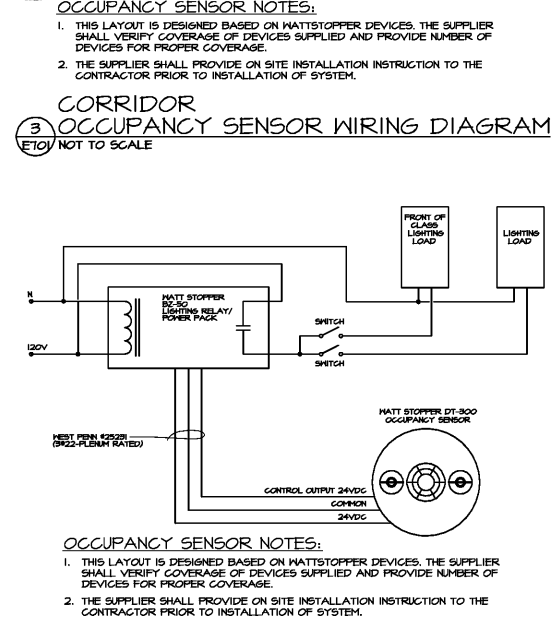
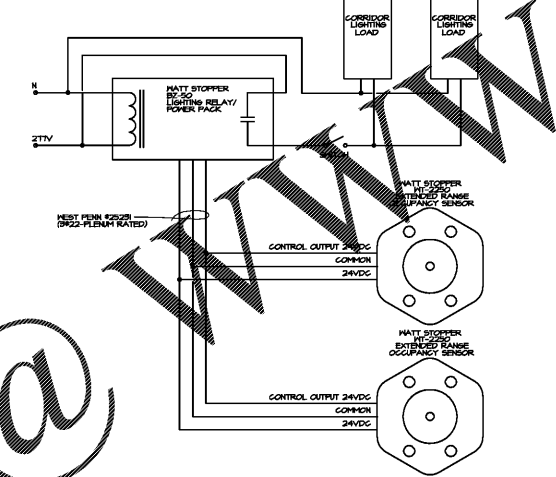
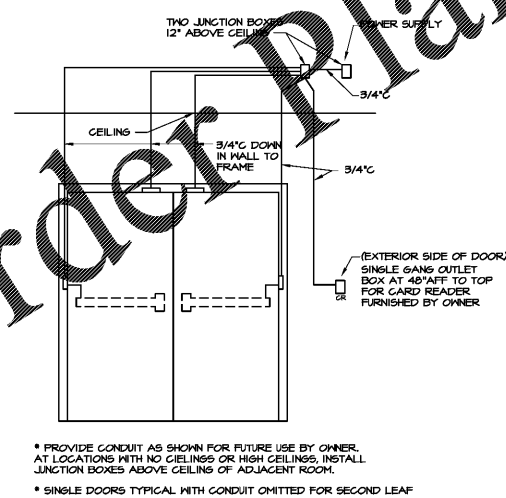
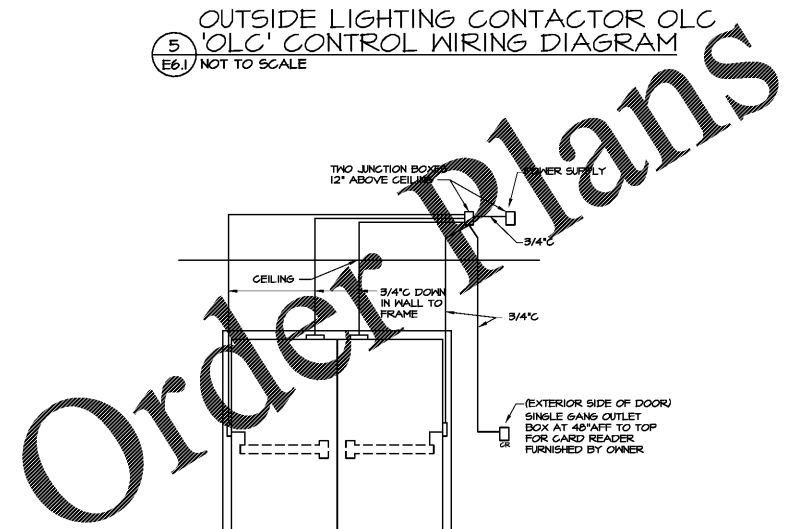
DRAWING ISSUE RECORD		
DATE	REVISION	NO.
4-8-2011	ISSUE TO BID	

LIGHTING FIXTURES				
TYPE	LAMP SIZE	VOLT.	DESCRIPTION	EQUALS BY
A	48" H LED, 4000K, 6400 LUMENS, 80 CRI	120	METALUX 246R-LDS-64-A125-UNV-LB40-CDI-U 2' X 4' LAY-IN TROFFER WITH WHITE STEEL DOOR.	COLUMBIA, MIDWEST, LITHONIA DAYBRITE
AI			SAME AS TYPE 'A' EXCEPT WITH EL14M EMERGENCY BATTERY PACK.	
B	36" H LED, 4000K, 4800 LUMENS, 80 CRI	120	METALUX 246R-LDS-48-A125-UNV-LB40-CDI-U 2' X 4' LAY-IN TROFFER WITH WHITE STEEL DOOR.	COLUMBIA, MIDWEST, LITHONIA DAYBRITE
BI			SAME AS TYPE 'B' EXCEPT WITH EL14M EMERGENCY BATTERY PACK.	
C	31" H LED, 4000K, 3600 LUMENS, 80 CRI	120	METALUX 246R-LDS-36-A125-UNV-LB40-CDI-U 2' X 4' LAY-IN TROFFER WITH WHITE STEEL DOOR.	COLUMBIA, MIDWEST, LITHONIA DAYBRITE
CI			SAME AS TYPE 'C' EXCEPT WITH EL14M EMERGENCY BATTERY PACK.	
D	35" H LED, 4000K, 4000 LUMENS, 80 CRI	120	METALUX 4" H LED-LD4-40SL-F-UNV-LB40-CDI-U 1' X 4' SURFACE MOUNTED PARAPAROUND W/ IMPACT RESISTANT ACRYLIC LENS, WHITE TRIM.	COLUMBIA, MIDWEST, LITHONIA DAYBRITE
DI			SAME AS TYPE 'D' EXCEPT WITH EL14M EMERGENCY BATTERY PACK.	
F	42" H LED, 4000K, 5411 LUMENS, 80CRI	120	COLUMBIA LCL4-40ML-ED-LCL4S4 - 4' STRIP WITH WHITE FINISH AND WIRE GUARD, SURFACE MOUNT ON CEILING OR CHAIN HANGS AT 10' AFF.	METALUX, MIDWEST, LIGHTOLIER, LSI, DAYBRITE, LITHONIA
FI			SAME AS TYPE 'F' EXCEPT W/ EMERGENCY BATTERY PACK.	
XI	HIGH INTENSITY LED's	120	LITHONIA LQM-5-JS-R-ELN WHITE THERMOPLASTIC SINGLE FACE EXIT WITH STENCIL FACE, RED LETTERS AND NICAD BATTERY. CEILING MOUNT.	DUAL-LITE, CHLORIDE EVEREIGHT, SURE-LITES
X2	HIGH INTENSITY LED's	120	LITHONIA LQM-5-JS-R-ELN WHITE THERMOPLASTIC DOUBLE FACE EXIT WITH STENCIL FACE, RED LETTERS AND NICAD BATTERY. CEILING MOUNT.	DUAL-LITE, CHLORIDE EVEREIGHT, SURE-LITES
OA	6" H LED, 4000K, 1761 LUMENS	120	LITHONIA GSXN-LED-30C-100-40K-T3M-DBXK CAST ALUMINUM HALL MNT. FIXTURE W/ TYPE III DIST, TEMP. GLASS LENS, BRONZE FINISH	GARDCO, LUMARK, VISIONAIRE, GLLSI, MIDELIGHT, BEACON, MCGRAW
OB	2.5" H LED, 4000K, 3250 LUMENS	120	ECLIPSE R4583-LED25-4K-BZ 12" CAST ALUMINUM RECESSED SQUARE W/ POLYCARB. LENS, BRONZE FINISH, MET LABEL. MOUNT TO SOFFIT.	GARDCO, LUMARK, VISIONAIRE, GLLSI, MIDELIGHT, BEACON, MCGRAW
OC	2.5" H LED, 4000K, 3250 LUMENS	120	ECLIPSE C4581-LED25-4K-BZ 12" CAST ALUMINUM SURFACE SQUARE W/ POLYCARB. LENS, BRONZE FINISH, MET LABEL, THRU HIRING LISTED, MOUNT TO CANOPY.	GARDCO, LUMARK, VISIONAIRE, GLLSI, MIDELIGHT, BEACON, MCGRAW

NOTES:  
1. 10 DAY PRIOR APPROVAL REQUIRED FOR ANY FIXTURE OR MANUFACTURER NOT LISTED ABOVE. SEE SPECIFICATIONS.

LEGEND		
SYMBOL	DESCRIPTION	MT'S HGT TO TOP
○	CEILING MOUNTED FLUORESCENT FIXTURE	
●	SOLID DOT INDICATES FIXTURE TO BE CONNECTED TO NIGHT LIGHTING CIRCUIT	
○	DASHED INDICATES FIXTURE TO BE REMOVED OR RELOCATED	
○	CEILING MOUNTED INCANDESCENT OR H.I.D. FIXTURE	
○	HALL MOUNTED INCANDESCENT OR H.I.D. FIXTURE	
○	EXIT LIGHT - ARROWS AS INDICATED	
○	JUNCTION BOX IN HALL	20"
○	JUNCTION BOX AT OR ABOVE CEILING OR IN FLOOR AS INDICATED	
○	SINGLE POLE SWITCH 15A-120/277V HUBBELL 1201-I	48"
○	3-WAY SWITCH 15A-120/277V HUBBELL 1203-I	48"
○	4-WAY SWITCH 15A-120/277V HUBBELL 1204-I	48"
○	KEY OPERATED SWITCH 15A-120/277V HUBBELL 1201-L	48"
○	KEY OPERATED 3-WAY SWITCH 15A-120/277V HUBBELL 1203-L	48"
○	MOTOR RATED SWITCH 20A-120/277V HUBBELL 1221 W/390 ENCLOSURE FOR LOCKOUT	48"
○	OCCUPANCY SENSOR HALL SWITCH 10A-277V-MATTSTOPPER PW-100	48"
○	CEILING MOUNTED OCCUPANCY SENSOR. SEE 2/E6.1.	
○	CORRIDOR CEILING MOUNTED OCCUPANCY SENSOR. SEE 3/E6.1.	
○	OCCUPANCY SENSOR RELAY. SEE 2/E6.1.	
○	GROUNDING DUPLEX TAMPER-RESISTANT RECEPTACLE 15A-125V HUBBELL CR51TR	20"
○	RECEPTACLE MOUNTED ABOVE COUNTER TOP	18"
○	GROUND FAULT INTERRUPTING TAMPER RES. RECEPT. 20A-125V HUBBELL 6TRST2	20"
○	GROUNDING DUPLEX TAMPER-RESISTANT RECEPTACLE 20A-125V HUBBELL CR20TR	20"
○	RECEPTACLE 20A-125V HUBBELL HEL595H-I	20"
○	RECEPTACLE 30A-125V HUBBELL THST-LOCK HEL2	20"
○	RECEPTACLE WITH HUBBELL WP26 CABT ALUM. W/ HEAVY DUTY COVER	20"
○	6FT RECEPTACLE WITH HUBBELL WP26M HEAVY DUTY COVER FOR EXTERIOR	24" **
○	TWO DUPLEX RECEPTACLES WITH TWO 1/2" GROUNDING CONDUCTORS	20"
○	ELECTRIC WATER VALVE PROVIDED BY SPRINKLER CONTRACTOR	120"
○	TELEPHONE HALL OUTLET W/ 1/2" UP IN HALL AND TURNED OUT ABOVE CEILING	20"
○	DATA HALL OUTLET MOUNT UP IN HALL AND TURNED OUT ABOVE CEILING	20" **
○	DATA HALL OUTLET MOUNTED ABOVE CEILING	
○	FLUSH FIRE ALARM PULL STATION	48"
○	FLUSH FIRE ALARM HORN / SIREN LIGHT	88"
○	FLUSH FIRE ALARM TROBE LIGHT ONLY. ELR INDICATES END OF LINE RESISTOR	88"
○	HEATHER PROOF EXTERIOR FIRE ALARM HORN	120" **
○	SMOKE DETECTOR IN CEILING	
○	HEAT DETECTOR IN CEILING	
○	DUCT MOUNTED SMOKE DETECTOR	
○	WALL MOUNTED MAGNETIC DOOR HOLDER	72"
○	FIRE EXTENDER PANELS	60"
○	CEILING MOUNTED PAGING SPEAKER	
○	HALL MOUNTED PAGING SPEAKER	94" **
○	HEATHERPROOF EXTERIOR HALL MOUNTED PAGING SPEAKER	120"
○	INTERCOM CALL BUTTON HALL OUTLET W/ 1/2" UP IN HALL & TURNED OUT ABOVE CLG.	48" **
○	NON-FUSED DISCONNECT SWITCH-30/2 INDICATES 30A, 2 POLE SWITCH	72" #
○	FUSED DISCONNECT SWITCH - 60/3/40 INDICATES 60A, 3 POLE SWITCH W/ 40A FUSES	72" #
○	ELECTRICAL PANELBOARD	72"
○	MAGNETIC MOTOR STARTER - SEE MECHANICAL	72"
○	PUSH BUTTON STOP/START - SEE MECHANICAL	48"
○	MOTOR OPERATED DAMPER - SEE MECHANICAL	
○	RELAY - SEE MECHANICAL	
○	TEMP. SENSOR HALL OUTLET W/ 1/2" UP IN HALL AND TURNED OUT ABOVE CEILING	48"
○	HUMIDITY SENSOR HALL OUTLET W/ 1/2" UP IN HALL AND TURNED OUT ABOVE CEILING	48"
○	THERMOSTAT HALL OUTLET W/ 1/2" UP IN HALL AND TURNED OUT ABOVE CEILING	48"
○	UNIT CONTROLLER HALL OUTLET W/ 1/2" UP IN HALL AND TURNED OUT ABOVE CEILING	48"
○	FRACTIONAL HORSEPOWER MOTOR	
○	MOTOR - HORSEPOWER AS INDICATED	
○	ABOVE FINISHED FLOOR	
○	ABOVE FINISHED GRADE	
○	RIGID STEEL CONDUIT	
○	RAINTIGHT ENCLOSURE, NEMA 3R	
○	VARIABLE FREQUENCY DRIVE FURNISHED BY MECHANICAL	
○	INSTALL WIRE GUARD OVER DEVICE INDICATED	
○	CONDUIT CONCEALED IN WALL OR ABOVE CEILING	
○	CONDUIT CONCEALED UNDERGROUND OR BELOW ELEVATED FLOOR	
○	CONDUIT EXPOSED AT CEILING, CONCEALED IN WALLS	
○	ARROWS INDICATE HOMERUN TO PANEL	
○	CROSSHARKS INDICATE NO. OF CONDUCTORS, DOT INDICATES GROUND WIRE (2#12 MIN)	
○	EXISTING CONDUIT TO REMAIN	
○	EXISTING CONDUIT TO BE REMOVED	

# = 36" AFG TO BOTTOM WHEN INSTALLED ON EXTERIOR OF BUILDING  
\*\* = OR AS NOTED ON PLANS



cunningham forehand matthews moore

ADDITION TO COLHAM FERRY ELEMENTARY SCHOOL

191 COLHAM FERRY ROAD, WASHINGTONVILLE, GA 30677  
OCONEE COUNTY BOARD OF EDUCATION  
OCONEE COUNTY, GA  
DCE FACILITY CODE 3536

cunningham, forehand, matthews & moore, architects, inc. - 2011 manchester street, n.e. - atlanta, georgia 30324 - phone (404) 873-2152