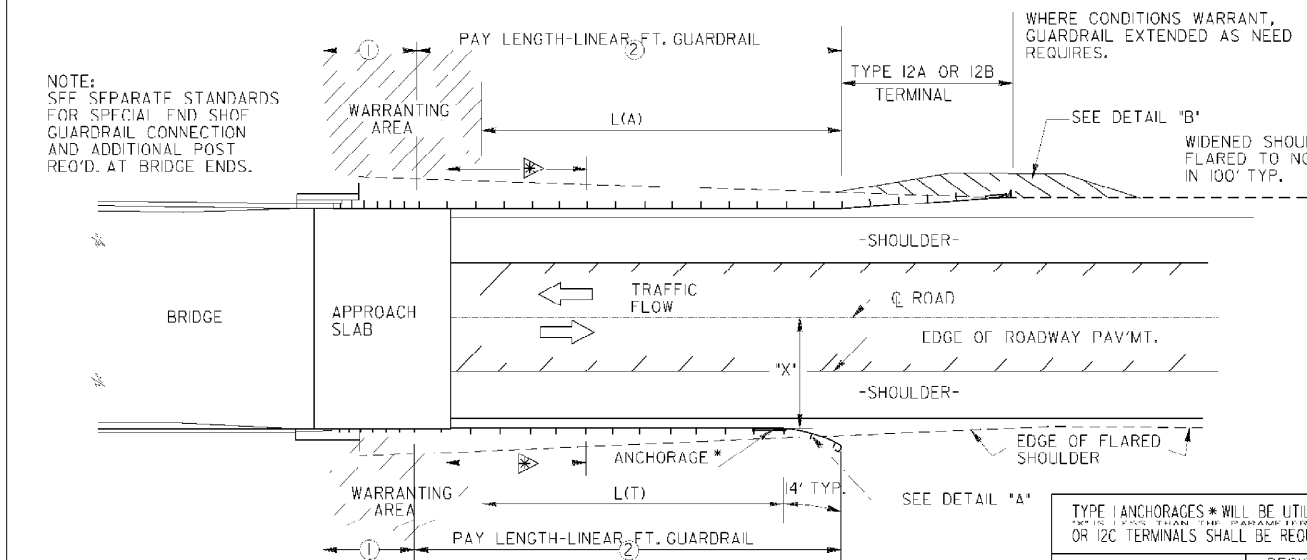


NOTE: FOR MINIMAL REDUCTION (TO 2') OF SHOULDER ACROSS BRIDGE, ALIGNMENT SHALL BE STRAIGHT FOR SHORT INSTALLATIONS (LESS THAN 200' TOTAL) AS SHOWN HEREON. FOR LONGER INSTALLATIONS, OR GREATER REDUCTION OF SHOULDER WIDTH, GUARDRAIL INSTALLATION SHALL BE AS PER DETAIL AT BOTTOM MIDDLE.

STATE	PROJECT NUMBER	SHEET NO.	TOTAL SHEETS
GA.			

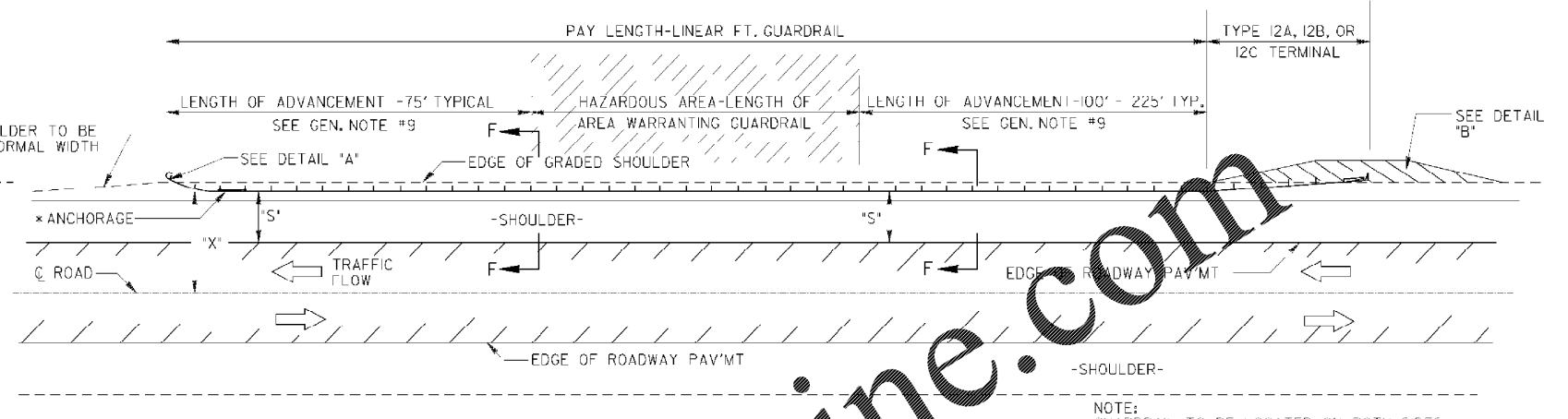


TRAFFIC VOLUME	MIN. L(T)	MIN. L(A)
DHV OVER 400	100'-0"	137'-6"
DHV 200-400	87'-6"	125'-0"
DHV 100-200	75'-0"	112'-6"
ADT 400 & OVER	62'-6"	100'-0"
ADT UNDER 400	50'-0"	87'-6"

① = 20'-7 3/4" OF "T" BEAM (STD. 4382)
 ② = VARIABLE LENGTH OF "W" BEAM (6'-3" POST SPA.)
GUARDRAIL LOCATION AT BRIDGE ENDS

TYPE I ANCHORAGES * WILL BE UTILIZED AT THE TRAILING END, UNLESS THE DISTANCE *S* IS LESS THAN THE PARALLEL TO THE FACE OF THE ROADWAY. TYPE I2A, I2B, OR I2C TERMINALS SHALL BE REQUIRED.

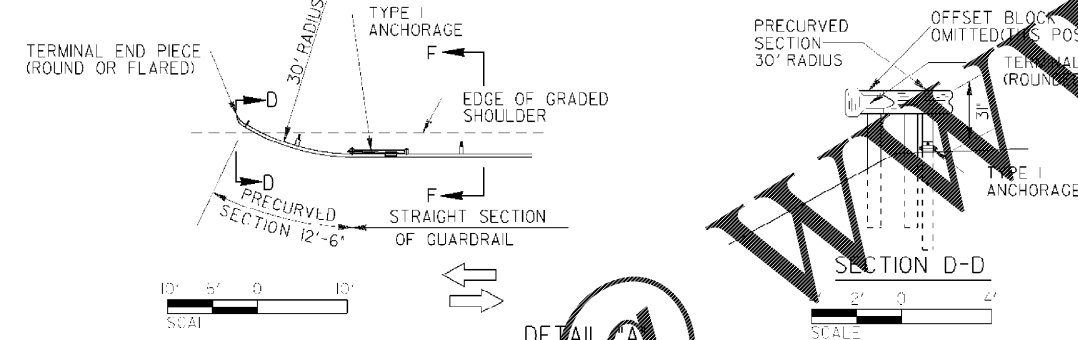
DESIGN TRAFFIC VOLUME	DESIGN SPEEDS (AS SHOWN ON COVER SHEET)				
	40 MPH	50 MPH	55 MPH	60 MPH	70 MPH
OVER 6000 A.D.T.	14'	20'	22'	30'	30'
1500 - 6000 A.D.T.	12'	16'	20'	26'	28'
750 - 1500 A.D.T.	10'	14'	16'	20'	24'
UNDER 750 A.D.T.	7'	10'	12'	16'	20'



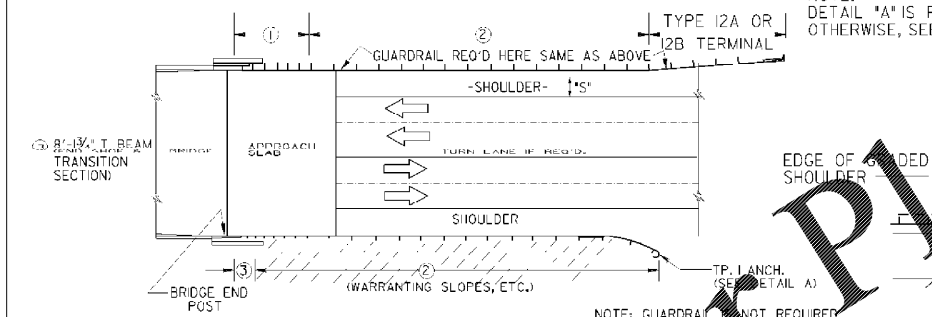
GUARDRAIL LOCATION ALONG ROADWAY

S IS THE OFFSET TO THE FACE OF THE GUARDRAIL; THIS WILL BE TWO(2) FEET GREATER THAN THE USABLE SHOULDER WIDTH (PER AASHTO MINIMUM SHOULDER REQUIREMENTS) EXCEPT WHERE THE CURRENT ADT IS UNDER 400, IN WHICH CASE *S* MAY BE EQUAL TO THE USABLE OR GRADED SHOULDER WIDTH (NOT LESS THAN 4').

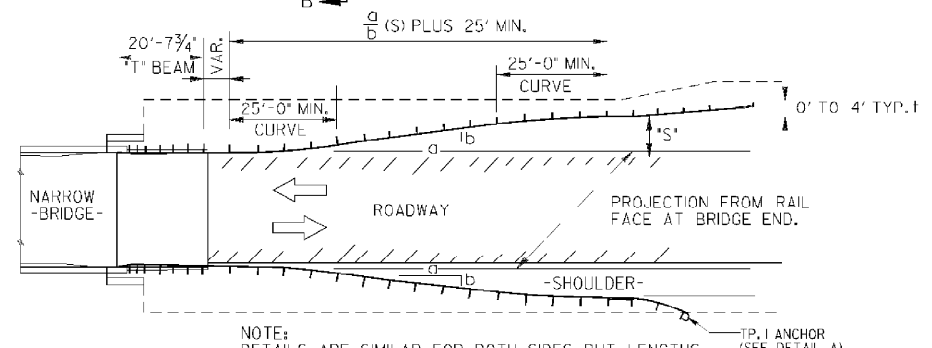
- GENERAL NOTES:
- GUARDRAIL, ITS FITTINGS, PARTS, ETC. ARE TO BE IN ACCORDANCE WITH GEORGIA STANDARD SPECIFICATIONS AND/OR SPECIAL PROVISIONS.
 - FOR DETAILS OF BEAM TYPE GUARDRAIL, ACCESSORIES, GUARDRAIL POST, OFFSET BLOCKS, GUARDRAIL ANCHORAGE TYPE I, TERMINALS TYPE I2A, I2B, AND I2C, & BRIDGE END CONNECTION DETAILS, SEE APPLICABLE GEORGIA STANDARD PLANS AND/OR CONSTRUCTION DETAILS.
 - ALL OFFSET AND LENGTHS HERE SHOWN ARE APPLIED TO FACE OF GUARDRAIL.
 - POST SPACING SHALL BE 6'3" C. TO C., UNLESS OTHERWISE NOTED.
 - TYPE I2A, I2B, AND I2C TERMINALS SHOULD BE TERMINATED ON SLOPES 10:1 OR FLATTER. WHERE NORMAL SLOPE IS STEEPER, A 10:1 OR FLATTER SLOPE SHOULD BE CONSTRUCTED.
 - GUARDRAIL SHALL NOT BE ERECTED ON SLOPES WHICH ARE STEEPER THAN 10:1, EXCEPT FOR THE PORTION OF PRECURVED (SHOP CURVED) SECTION THAT EXTENDS BACK OF THE SHOULDER AS SHOWN IN DETAIL "A" WHICH IS ERECTED ON NORMAL SLOPES OR EXCEPT WHERE SHOWN OTHERWISE IN PLANS.
 - PAY LENGTH SHALL BE MEASURED ALONG FACE OF GUARDRAIL.
 - W. BEAM GUARDRAIL WILL HAVE A CONSTANT TOP OF RAIL HT. OF 31" THROUGHOUT INSTALLATION EXCEPT WHERE A PORTION OF THE PRECURVED SECTION SHOWN IN DETAIL "A" EXTENDS BACK OF THE GRADED SHOULDER.
 - GUARDRAIL WILL EXTEND PAST HAZARD ON BOTH THE APPROACH & TRAILING ENDS TO PREVENT VEHICLE PENETRATION BEHIND THE RAIL INTO THE HAZARDOUS AREA. THE TYPICAL LENGTHS OF ADVANCEMENT SHOWN MAY BE INCREASED OR DECREASED WHEN SHOWN IN THE PLANS, OR WHERE DIRECTED BY THE ENGINEER BECAUSE OF SPEED DESIGN, ROADSIDE GEOMETRY, SIZE OF HAZARD, OR OTHER CONDITIONS. IF FURTHER INFORMATION IS DESIRED, SEE THE AASHTO "ROADSIDE DESIGN GUIDE".



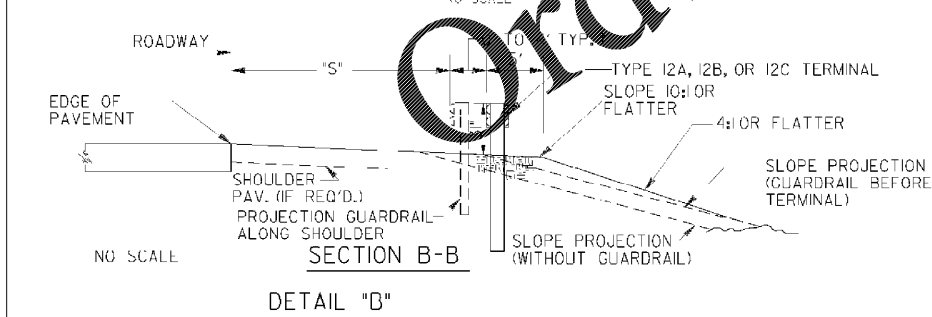
NOTE: DETAIL "A" IS FOR USE ONLY WHERE TYPE I ANCHORAGES ARE PERMITTED AS SHOWN ABOVE OTHERWISE, SEE DETAIL "B" FOR PROPER INSTALLATION OF TYPE I2A, I2B, OR I2C TERMINAL.



GUARDRAIL AT BRIDGE END OF MULTI-LANE DIVIDED HIGHWAY



GUARDRAIL LOCATION AT END OF NARROW BRIDGE
 (NOTE: DETAILS NOT SHOWN HERE ARE SIMILAR TO THOSE AT TOP LEFT.)



DETAIL "B"

DESIGN SPEED (mph)	SHY-LINE OFFSET (ft)	FLARE RATE	
		BARRIER INSIDE SHY-LINE	BARRIER AT OR BEYOND SHY-LINE
70	9	30	15
60	8	26	14
55	7	24	12
50	6.5	21	11
45	6	18	10
40	5	16	8
30	4	13	7

IF THE OFFSET FROM THE EDGE OF THE TRAVEL LANE TO THE FACE OF THE GUARDRAIL AT ANY POINT ALONG THE INSTALLATION IS LESS THAN THE SHY-LINE OFFSET, USE THE FLATTER RATES GIVEN IN THE TABLE.

1. SEE GA STANDARD 4384 FOR OFFSETS AND FLARE RATES FOR TYPE I2A, I2B, AND I2C TERMINALS.

DEPARTMENT OF TRANSPORTATION
 STATE OF GEORGIA

STANDARD GUARDRAIL LOCATION DETAILS FOR UNDIVIDED HIGHWAYS AND ROADS (WITH SHOULDERS ADJACENT TO THE ROADWAY) 31 INCH GUARDRAIL HEIGHT

SCALE AS SHOWN

DATE: AUGUST 2011

NUMBER: 4388

DESIGNER: [Signature]
 CHECKED: [Signature]
 REVIEWED: [Signature]