




126 TICHENOR AVE
AUBURN, AL 36830
334.887.7010

IN ASSOCIATION WITH:



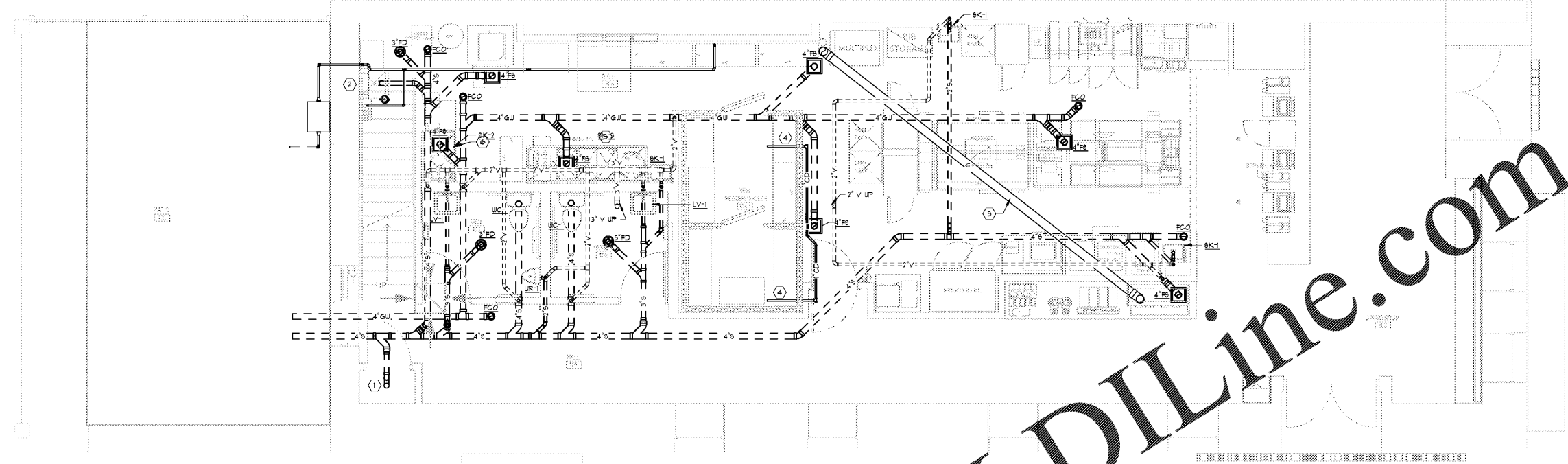
Mechanics • Electrical • Plumbing
1100 South College Street
Auburn, AL 36832
P: (334) 829-8858 F: (334) 828-8859
www.Conway-Owen.com

SEALS & SIGNATURES:



REV	DESCRIPTION	DATE

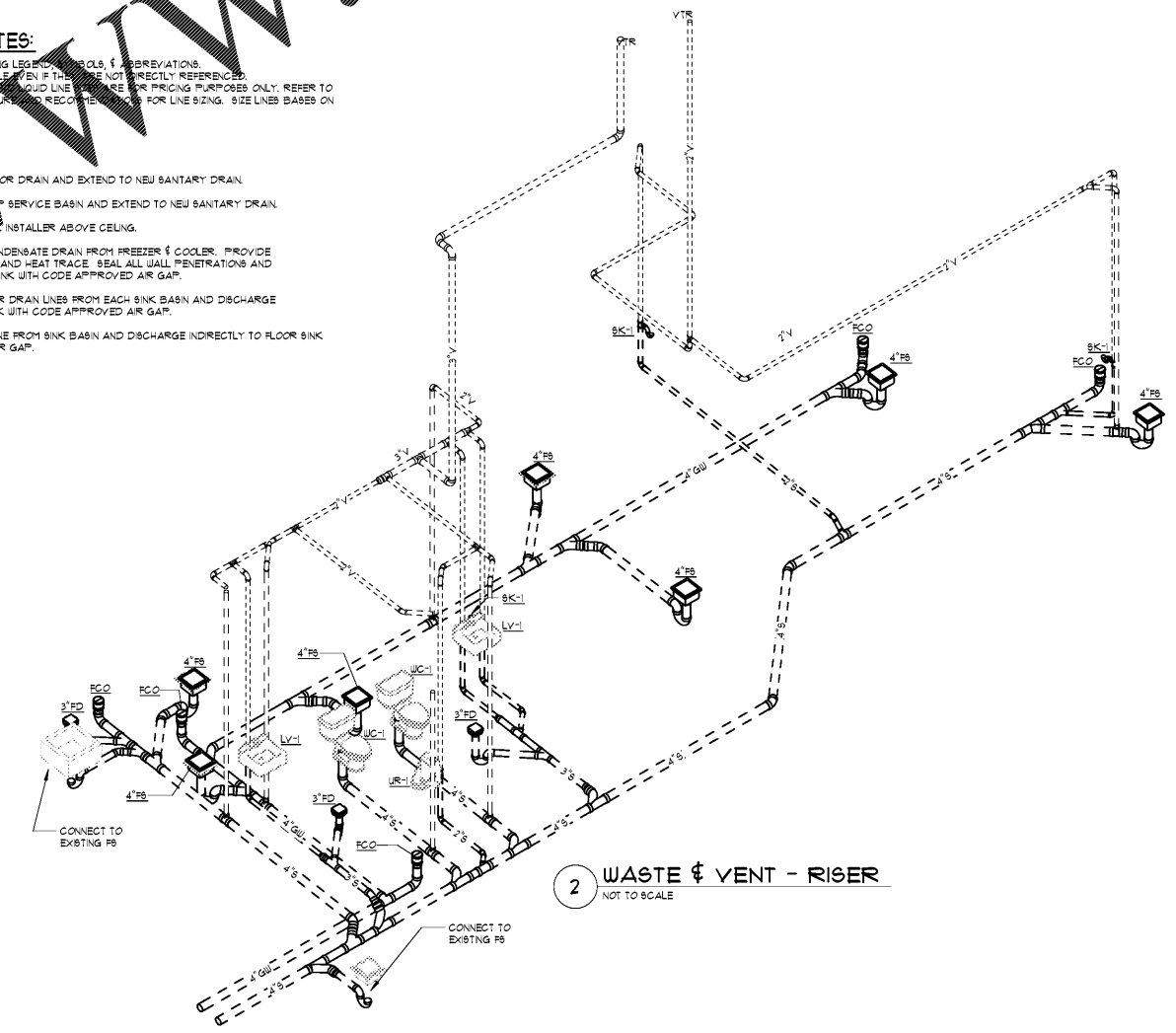
Order Plans @ www.LDILine.com



1 1ST FLOOR PLAN - WASTE AND VENT
1/4" = 1'-0"

GENERAL NOTES:
- SEE P-001 FOR PLUMBING LEGEND, SYMBOLS & ABBREVIATIONS
- DETAILS ARE APPLICABLE EVEN IF THE DATE IS NOT DIRECTLY REFERENCED
- REFRIGERANT SUCTION & LIQUID LINE SHALL BE FOR PRICING PURPOSES ONLY. REFER TO MANUFACTURER'S LITERATURE FOR RECORDING AND RECORDING FOR LINE SIZING. SIZE LINES BASED ON INSTALLED LENGTH.

- KEY NOTES:**
- CONNECT TO EXISTING FLOOR DRAIN AND EXTEND TO NEW SANITARY DRAIN.
 - CONNECT TO EXISTING SERVICE BASIN AND EXTEND TO NEW SANITARY DRAIN.
 - STRIP CEILING BY DRINK INSTALLER ABOVE CEILING.
 - 1" INSULATED COPPER CONDENSATE DRAIN FROM FREEZER & COOLER. PROVIDE CLEANOUTS AS REQUIRED AND HEAT TRACE. SEAL ALL WALL PENETRATIONS AND DISCHARGE INTO FLOOR SINK WITH CODE APPROVED AIR GAP.
 - ROUTE INDIVIDUAL COPPER DRAIN LINES FROM EACH SINK BASIN AND DISCHARGE INDIRECTLY TO FLOOR SINK WITH CODE APPROVED AIR GAP.
 - ROUTE COPPER DETAIL LINE FROM SINK BASIN AND DISCHARGE INDIRECTLY TO FLOOR SINK WITH CODE APPROVED AIR GAP.



2 WASTE & VENT - RISER
NOT TO SCALE

101 N COLLEGE STREET
101 N. COLLEGE STREET
AUBURN, AL 36830



Project No.: SNA Project #: 2021-04
 Client Project No.: 210000X
 Drawing Title:
FIRST FLOOR PLAN - WASTE & VENT
 Date: 03/25/2021 Phase:
 Designed: Designer Drawing No.:
 Drawn: Author
 Checked: Checker **P2.0A**