

CODE ANALYSIS*

| APPLICABLE CODES* | | | | |
|-------------------|--------------------------------------|------------|------------|---------|
| JURISDICTION | CITY | COUNTY | STATE | |
| CODE ENFORCEMENT | AUBURN, AL | LEE COUNTY | USA | |
| ZONING | AUBURN, AL | LEE COUNTY | USA | |
| CODE | TITLE | EDITION | AMENDMENTS | REMARKS |
| BUILDING | INTERNATIONAL BUILDING CODE | 2015 | - | |
| FIRE | INTERNATIONAL FIRE CODE | 2015 | - | |
| MECHANICAL | INTERNATIONAL MECHANICAL CODE | 2015 | - | |
| ELECTRICAL | NATIONAL ELECTRICAL CODE | 2014 | - | |
| PLUMBING | INTERNATIONAL PLUMBING CODE | 2015 | - | |
| LANDSCAPE | LOCAL LANDSCAPE ORDINANCE | NO | - | |
| ENERGY | INTERNATIONAL COMMERCIAL ENERGY CODE | 2015 | - | |
| SIGNAGE | LOCAL SIGNAGE ORDINANCE | YES | - | |
| ADA | ADA STANDARDS FOR ACCESSIBLE DESIGN | 2010 | - | |
| HEALTH | LOCAL HEALTH REQUIREMENTS | YES | - | |

| USE AND OCCUPANCY CLASSIFICATION | | | | |
|----------------------------------|-----------------------------|-----------------|--------------------------------------|--------------|
| USE GROUP | CONSTRUCTION TYPE | FIRE PROTECTION | IBC 2015 | SECTION 302 |
| 303.3 | TABLE 601 | 903.2.1.2 | MIXED USE SECTION 508.3 | AREA (SF) |
| CLASSIFICATION | BUSINESS GROUP B | III-B | MAJOR OCCUPANCY B NON SEPARATED OCC. | 4,695 |
| ACTUAL BUILDING AREA | | | | 4,695 |
| MIXED USE | ASSEMBLY, STORAGE, BUSINESS | | | |

| GENERAL BUILDING SUMMARY | | | |
|---|-----------------|---------------------------------------|--------------|
| TABLE 504.3 & 504.4 | IBC 2015 | TABLE 506.2 | |
| BUILDING HEIGHT LIMITATIONS | STORIES | BUILDING AREA LIMITATIONS (PER FLOOR) | AREA (SF) |
| ALLOWABLE HEIGHT LIMITATION | 3 STORY, 55' | ALLOWABLE AREA LIMITATION | 57,000 |
| ALLOWABLE HEIGHT INCREASE (SPRINKLER SYS) | 1 STORY, 20' | ALLOWABLE AREA | N/A |
| OTHER | N/A | ALLOWABLE AREA INCREASE (SEPARATION) | N/A |
| TOTAL ALLOWABLE HEIGHT | 75' | TOTAL ALLOWABLE AREA | 57,000 |
| ACTUAL HEIGHT (IN STORIES) | 2 STORY, 31'-7" | ACTUAL BUILDING AREA (1ST FLOOR) | 2,319 |

| FIRE RESISTANCE RATINGS | | | |
|----------------------------|----------------|------------|--------------|
| BUILDING ELEMENT | RATING (HOURS) | DESIGN NO. | REMARKS |
| STRUCTURAL FRAME | 0 | | TABLE 601 |
| BEARING WALLS: EXTERIOR | 0 | | TABLE 601 |
| BEARING WALLS: INTERIOR | 0 | | TABLE 601 |
| NONBEARING WALLS: EXTERIOR | 0 | | TABLE 602 |
| NONBEARING WALLS: INTERIOR | 0 | | TABLE 601 |
| FLOOR CONSTRUCTION | 0 | | |
| ROOF CONSTRUCTION | 0 | | |
| CORRIDORS | 0 | | TABLE 1018.1 |
| OPEN EGRESS STAIRS | N/A | | |

| FIRE RESISTANCE RATINGS FOR EXTERIOR WALLS BASED ON SEPARATION DISTANCE | | |
|---|-------------------------|------------------------|
| MINIMUM FIRE RESISTANCE RATING | MINIMUM FIRE SEPARATION | ACTUAL FIRE SEPARATION |
| 0 | X≥30 | X≥30 |

| OCCUPANT LOAD | | | | |
|--------------------|-----------|----------------|------------------|------------------------------|
| OCCUPANCY | AREA (SF) | FACTOR | LOAD (OCCUPANTS) | REMARKS |
| STORAGE | 706 | 300 SF | 3 | |
| BUSINESS | 59 | 100 SF | 1 | |
| COMMERCIAL KITCHEN | 886 | 200 SF | 5 | |
| FLEX SEATING | - | ACTUAL | 35 | |
| FIXED SEATING | - | 24" PER PERSON | 41 | 984 LINEAR INCHES OF SEATING |
| WAITING | 224 | 15 SF | 15 | 224 SF |
| RESTROOMS | 202 | 0 NET | | |
| TOTAL | 2140 | | 100 | |

| MEANS OF EGRESS | | | | |
|--|------------------------------|-------------------|-------------------|----------|
| EGRESS WIDTH | FACTOR (INCHES PER OCCUPANT) | REQUIRED (INCHES) | PROVIDED (INCHES) | REMARKS |
| DOORS, RAMPS, CORRIDORS | 0.2 | 20 | 20 | 1005.3.2 |
| EXIT ACCESS REQUIREMENTS | | MINIMUM UNITS | PROVIDED UNITS | REMARKS |
| MINIMUM NUMBER OF EXITS | | 3 | 3 | 1006.2.1 |
| MINIMUM CORRIDOR WIDTH (INCHES) | | 44 | 44 | 1020.2 |
| MINIMUM EXIT SEPARATION (FEET) | | 36 | 41 | 1007.1.1 |
| MAXIMUM LENGTH OF EXIT ACCESS TRAVEL (FEET) | | 300 | <250 | 1017.2 |
| MAXIMUM DEAD ENDS (FEET) | | 50 | <20 | 1020.4 |
| MAXIMUM COMMON PATH OF EGRESS TRAVEL (FEET) IN B OCCUPANCY | | 100 | <100 | 1006.2.1 |

| INTERIOR FINISHES | | | |
|----------------------------|----------------|---------|--------------|
| MAXIMUM FLAME SPREAD CLASS | WALLS/CEILINGS | REMARKS | IBC 2015 |
| EXIT PASSAGeways | B | | TABLE 803.11 |
| CORRIDORS | B | | TABLE 803.11 |
| ROOMS AND ENCLOSED SPACES | C | | TABLE 803.11 |

| PLUMBING FIXTURE COUNT | | | | | |
|---|---------------------|----------|----------|----------|----------|
| TOTAL STORE OCCUPANT LOAD | 88 | MEN | 44 | WOMEN | 44 |
| FIXTURE TYPE | FACTOR PER OCCUPANT | REQUIRED | PROVIDED | REQUIRED | PROVIDED |
| WATER CLOSET | 75 | 1 | 1 | 1 | 1 |
| URNALS | 50% MAY BE URINAL | N/A | N/A | N/A | N/A |
| LAVATORIES | 200 | 1 | 1 | 1 | 1 |
| UNISEX TOILET (REQUIRED IF 6 OR MORE WC ARE REQUIRED) | N/A | 0 | 0 | 0 | 0 |
| SERVICE SINKS | 1 REQUIRED | | | 1 | |
| DRINKING FOUNTAINS | EXEMPT | | | | |

- PERFORM WORK IN COMPLIANCE WITH ALL APPLICABLE ACCESSIBILITY, FEDERAL, STATE AND LOCAL CODES AND ORDINANCES. NOTIFY ARCHITECT OF ANY DISCREPANCIES FOR CLARIFICATION.
- NOT USED.
- COORDINATE ALL TRADES PRIOR TO CONSTRUCTION TO ENSURE PROPER SEQUENCING OF THE WORK.
- VERIFY ALL EXISTING CONDITIONS PRIOR TO BIDDING, FABRICATION AND CONSTRUCTION. NOTIFY ARCHITECT OF ANY DISCREPANCIES FOR CLARIFICATION.
- DO NOT SCALE DRAWINGS. NOTIFY ARCHITECT OF ANY DIMENSIONAL DISCREPANCIES FOR CLARIFICATION. DIMENSIONS UNLESS NOTED OTHERWISE.
- TO FACE OF WOOD STUD, CONCRETE OR MASONRY WORK, TO CENTERLINE OF COLUMNS OR OTHER GRID POINTS TO CENTERLINE FRAMES WINDOW AND DOOR OPENINGS, TO FINISH FACES OF CLEAR WIDTHS.
- VERIFY SIZE, CHARACTERISTICS, AND REQUIRED CLEARANCES OF ALL EQUIPMENT TO BE FURNISHED WITH MANUFACTURERS OR SUPPLIERS PRIOR TO CONSTRUCTION. NOTIFY ARCHITECT OF ANY DISCREPANCIES FOR CLARIFICATION.
- PROVIDE BLOCKING AND GROUNDS AS SPECIFIED FOR BUILT-IN AND SURFACE MOUNTED ITEMS PRIOR TO APPLYING WALL-SURFACING MATERIALS. LOCATIONS SHALL BE COORDINATED WITH THE WORK OF OTHER TRADES.
- CONCEAL ALL PLUMBING, DUCTWORK, CONDUIT, WIRE, AND SIMILAR ITEMS UNLESS NOTED OTHERWISE.

DEFERRED SUBMITTALS

(THE FOLLOWING ITEMS WILL BE REQUESTED AS "DEFERRED SUBMITTALS" TO THE CITY OF AUBURN AT THE START OF THEIR PERMITTING PROCESS. IT IS THE CONTRACTOR'S RESPONSIBILITY TO FURTHER COMPLETE OR ASSIST WITH THE DEFERRED SUBMITTALS AS REQUIRED IN THE INTEREST OF OBTAINING ALL REQUIRED APPROVALS.)

ALL SUBSEQUENT SUBMITTALS SHALL BE SUBMITTED TO THE ARCHITECT FOR REVIEW PRIOR TO SUBMITTING TO THE CITY. THOSE SUBMITTALS SUCH AS SPRINKLER DESIGN, KITCHEN HOOD FIRE SUPPRESSION, SIGNAGE, PRE-ENGINEERED WOOD TRUSSES, AND PRE-ENGINEERED BUILDING CANOPIES/TRELLISES)

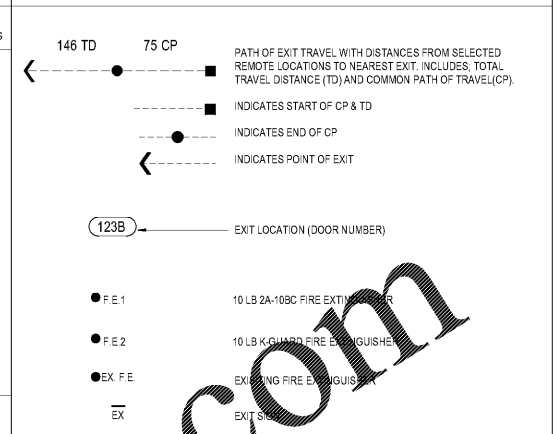
PLANS AND SPECIFICATIONS FOR DEFERRED SUBMITTAL ITEMS SHALL BE SUBMITTED TO THE PLANNING & DEVELOPMENT DEPARTMENT AFTER BEING REVIEWED FOR CONFORMANCE WITH THE BUILDING OR STRUCTURE DESIGN BY THE REGISTERED DESIGN PROFESSIONAL IN RESPONSIBLE CHARGE AND SHALL HAVE PDD APPROVAL PRIOR TO ERECTION, CONSTRUCTION OR INSTALLATION IN THE FIELD. THE REGISTERED DESIGN PROFESSIONAL IN RESPONSIBLE CHARGE SHALL PROVIDE A NOTARIZED DEFERRED DOCUMENTS CHECKLIST THAT ACKNOWLEDGES REVIEW OF SUCH DOCUMENTS. A SEPARATE PERMIT FOR THE INSTALLATION OF A DEFERRED ITEM SHALL NOT BE REQUIRED UNLESS SPECIFIED IN THIS CODE.

- KITCHEN HOOD FIRE SUPPRESSION
- SIGNAGE
- WET SPRINKLER SYSTEM
- FIRE ALARM SYSTEM
- PRE-ENGINEERED WOOD TRUSSES

OCCUPANCY CALCULATIONS

| OCCUPANCY TYPE | 1ST FLOOR AREA | 2ND FLOOR AREA | TOTAL AREA | TOTAL OCCUPANTS |
|--|-------------------|------------------|-------------------|-----------------|
| WAITING AREA (ASSEMBLY-STANDING SPACE) 5 NET: | 136 SF | - | 136 SF | 28 |
| ASSEMBLY W/ FIXED SEATS NUMBER OF SEATS: | 11 SEATS (163 SF) | 12 SEATS (83 SF) | 23 SEATS (246 SF) | 23 |
| ASSEMBLY W/ FIXED SEATS (PATIO) NUMBER OF SEATS: | 454 SF (28 SEATS) | - | 454 SF | 28 |
| BUSINESS 100 GROSS: | 760 SF | 649 SF | 1409 SF | 15 |
| STORAGE 300 GROSS: | 117 SF | 1265 SF | 1382 SF | 5 |
| KITCHENS, COMMERCIAL 200 GROSS: | 743 SF | - | 743 SF | 4 |
| TOTALS | 2373 SF | 1997 SF | 4370 SF | 103 |

LIFE SAFETY PLAN LEGEND



126 TICHENOR AVE
AUBURN, AL 36830
334.887.7010

IN ASSOCIATION WITH:

SEALS & SIGNATURES:



| REV | DESCRIPTION | DATE |
|-----|-------------|------|
| | | |
| | | |
| | | |

101 N COLLEGE STREET

101 N. COLLEGE STREET
AUBURN, AL 36830



Project No.: SNA Project # 2021-04
Client Project No.:

Drawing Title:
CODE ANALYSIS AND LIFE SAFETY PLANS

Date: 03/25/2021 Phase:

Designed: WB Drawing No.:

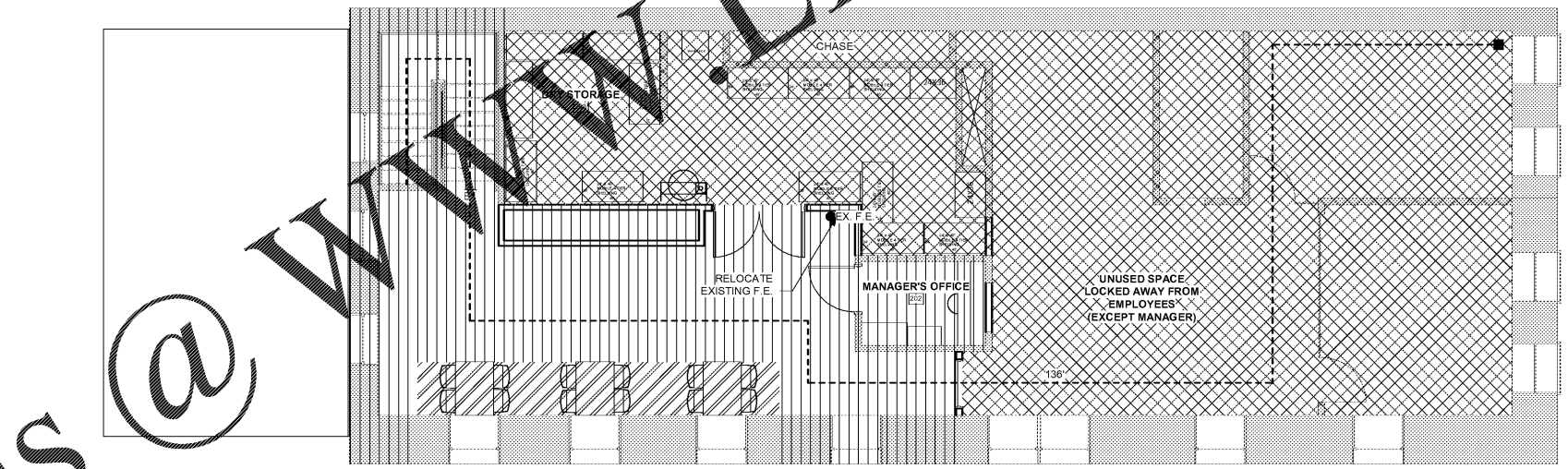
Drawn: JR

Checked: NT

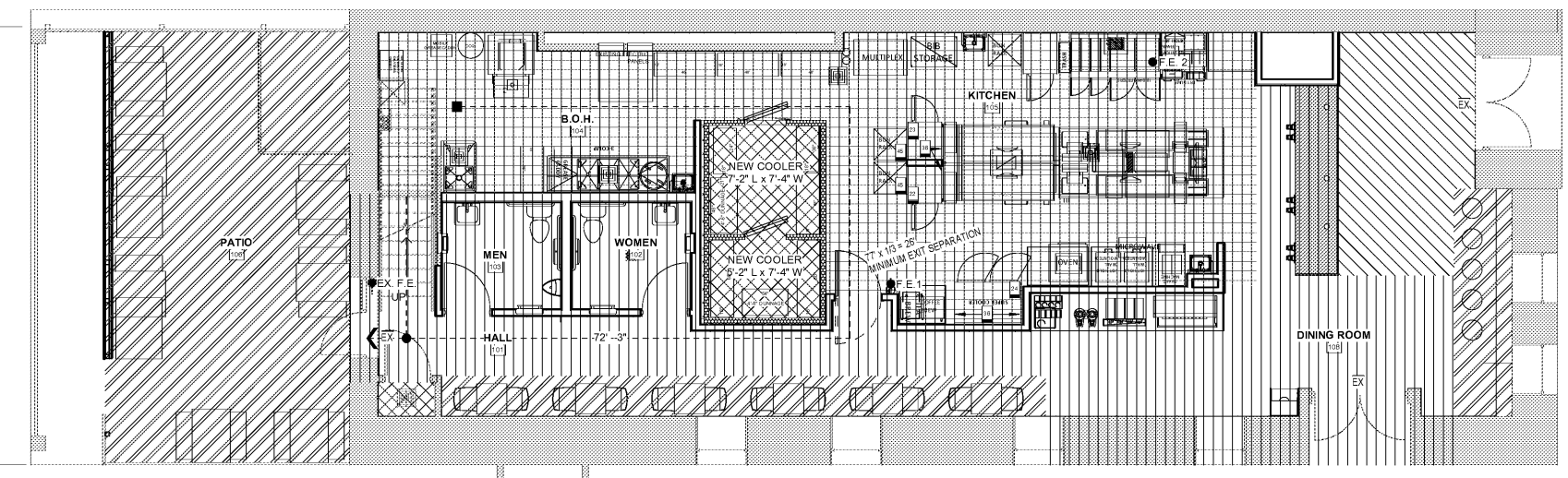
G1.0

C:\Users\stnurd\Documents\WB 101 N College CENTRAL_rtrult.rvt 3/25/2021 4:42:30 PM

Order Plans @ WWWWLDLine.com



LIFE SAFETY PLAN - 2ND FLOOR
3/16" = 1'-0"



LIFE SAFETY PLAN - 1ST FLOOR
3/16" = 1'-0"