






DEMOLITION PLAN LEGEND

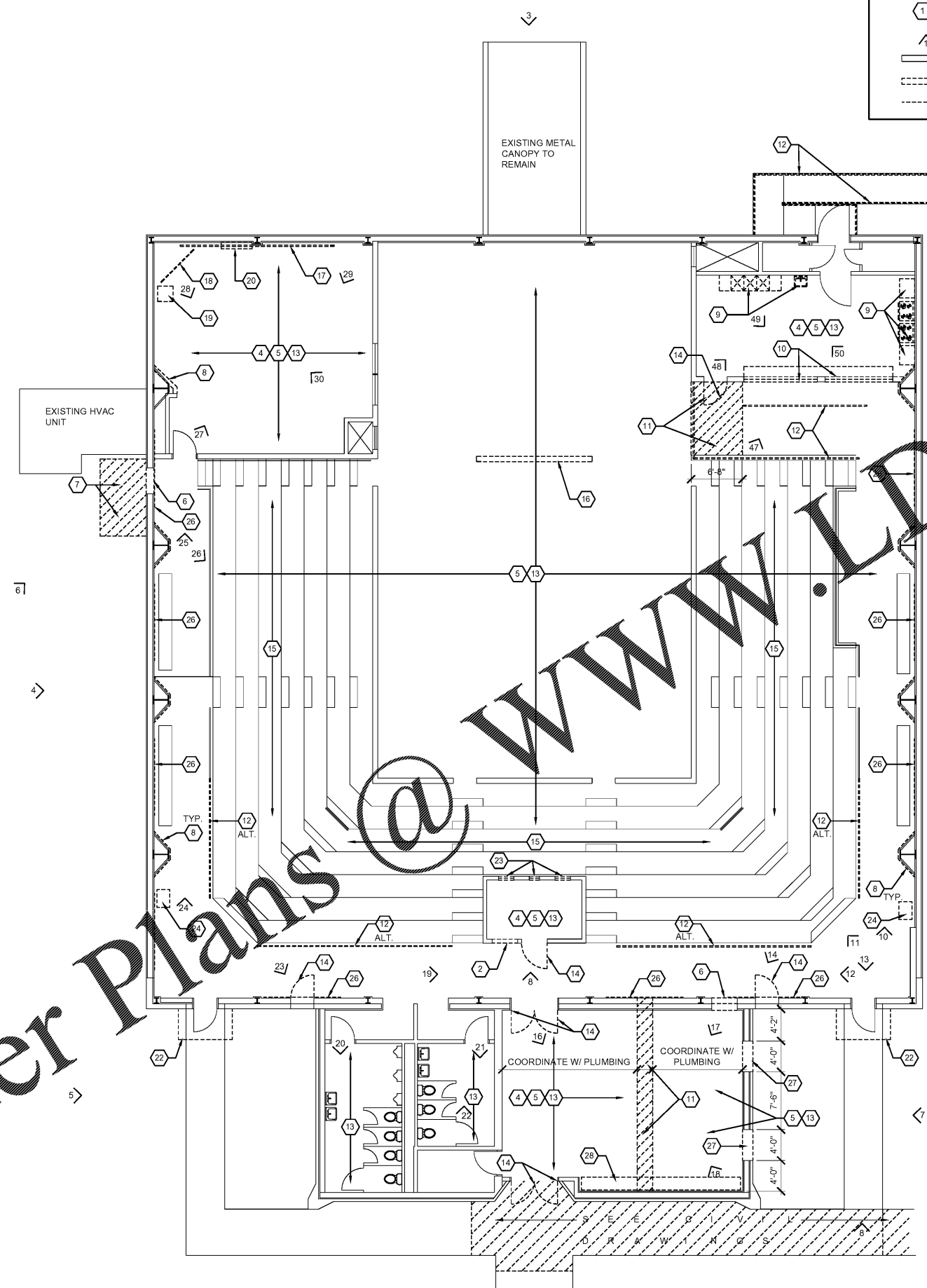
-  DENOTES DEMOLITION WORK SCHEDULE NOTE KEY
-  PHOTO KEY
-  EXISTING WALL TO REMAIN
-  EXISTING WALL TO BE REMOVED
-  EXISTING TO BE REMOVED

GENERAL DEMOLITION NOTES

1. THE CONTRACTOR AND ALL SUB-CONTRACTORS SHALL MAKE A DETAILED INVESTIGATION OF THE SITE PRIOR TO STARTING WORK TO ENSURE THAT THE FULL SCOPE FOR THE DEMOLITION IS DOCUMENTED. THE ELEMENTS OUTLINED AND IDENTIFIED ON THE DRAWINGS (ALL DISCIPLINES) ARE GENERAL IN NATURE & ARE NOT INTENDED TO ESTABLISH OR IMPLY THE COMPLETE DEMOLITION SCOPE. ALL NECESSARY PROCEDURES, TECHNIQUES, MATERIALS AND PRODUCTS TO COMPLETE ALL DEMOLITION REQUIRED TO ACCOMMODATE ALL NEW CONSTRUCTION SHALL BE A PART OF THIS CONTRACT. ALL DEMOLITION BY PLUMBING, MECHANICAL & ELECTRICAL DISCIPLINES SHALL BE INCLUDED IN EACH RESPECTIVE DISCIPLINE'S SCOPE OR AS COORDINATED FOR COMPLETION BY THE DEMOLITION IN THE GENERAL PROJECT SCOPE.
2. GENERAL CONTRACTORS SHALL DISPOSE OF AND OR SALVAGE ALL EXISTING DEMOLISHED MATERIALS, EQUIPMENT, FIXTURES, ETC. CONTRACTOR SHALL BE RESPONSIBLE FOR THE FINAL DISPOSITION OF ALL DEMOLISHED, SALVAGED ITEMS. NO ITEM IS TO REMAIN ON THE SITE. COORDINATE WITH THE OWNER FOR ANY ITEMS WHICH THE OWNER MAY WISH TO SALVAGE PRIOR TO STARTING WORK. ANY AND ALL DEMOLISHED OR SALVAGED ITEMS REQUIRING SENSITIVE DISPOSAL SHALL BE THE RESPONSIBILITY OF THE CONTRACTOR.
3. SEE MECHANICAL, PLUMBING AND ELECTRICAL DEMOLITION DRAWINGS, NOTES, ETC. FOR SCOPE OF DEMOLITION IN THESE DISCIPLINES.
4. CONTRACTOR SHALL BE RESPONSIBLE FOR THE PATCH AND REPAIR OF ANY FINISHES OR BUILDING COMPONENTS WHICH INCLUDE OR ASSOCIATED WITH, BUT NOT LIMITED TO, WALLS, ROOF, ETC. DAMAGED BY THE CONTRACTOR AND HIS SUBS DURING THE PROCESS OF THE WORK. DURING THE DETAILED INVESTIGATION DESCRIBED IN DEMOLITION NOTE 1., THE CONTRACTOR AND HIS SUB-CONTRACTORS SHALL BECOME FULLY AWARE OF THE SCOPE OF DEMOLITION AND ITS EFFECTS ON BUILDING SYSTEMS TO REMAIN OR BE CONSTRUCTED SO AS TO ANTICIPATE AND REPAIR OR REPLACE AS REQUIRED TO COMPLETE THE PROJECT AS OUTLINED IN THE CONSTRUCTION DOCUMENTS.

DEMOLITION WORK NOTES

1. REMOVE EXISTING ROLL-UP DOOR AND HARDWARE IN ITS ENTIRETY AS REQUIRED TO ACCOMMODATE NEW DOOR INSTALLATION.
2. REMOVE PORTION OF EXISTING CMU WALL AS REQUIRED TO ACCOMMODATE NEW CONSTRUCTION. SEE STRUCTURAL DRAWINGS.
3. REMOVE PORTION OF EXISTING CONCRETE SLAB AS REQUIRED TO ACCOMMODATE NEW CONSTRUCTION.
4. REMOVE EXISTING FLOOR FINISH AS REQUIRED TO ACCOMMODATE NEW CONSTRUCTION.
5. REMOVE ALL EXISTING WALL FINISHES AS REQUIRED TO ACCOMMODATE NEW CONSTRUCTION.
6. REMOVE PORTION OF EXISTING METAL PANEL AND FRAMING WALL SYSTEM AS REQUIRED TO ACCOMMODATE NEW CONSTRUCTION.
7. EXCAVATE AND REMOVE ALL PLANT MATERIAL AND GRADING AS REQUIRED TO ACCOMMODATE NEW STAIR CONSTRUCTION. SEE CIVIL.
8. REMOVE EXISTING FRAMING AND FINISHES AS REQUIRED TO ACCOMMODATE NEW CONSTRUCTION.
9. REMOVE EXISTING KITCHEN EQUIPMENT IN ITS ENTIRETY AS REQUIRED TO ACCOMMODATE NEW CONSTRUCTION.
10. REMOVE EXISTING COILING COUNTER DOOR AND COUNTER AS REQUIRED TO ACCOMMODATE NEW CONSTRUCTION.
11. REMOVE EXISTING CONCRETE FLOOR SLAB AND FINISH AS REQUIRED TO ACCOMMODATE NEW CONSTRUCTION.
12. REMOVE EXISTING RAILING SYSTEM AS REQUIRED TO ACCOMMODATE NEW CONSTRUCTION.
13. REMOVE EXISTING CEILING, GRID AND LIGHTING AS REQUIRED TO ACCOMMODATE NEW CEILING / LIGHTING INSTALLATION.
14. REMOVE EXISTING DOOR AND FRAME AS REQUIRED TO ACCOMMODATE NEW CONSTRUCTION.
15. REMOVE EXISTING STADIUM SEATS IN THEIR ENTIRETY.
16. REMOVE EXISTING MOTORIZED PROJECTION SCREEN IN ITS ENTIRETY.
17. REMOVE EXISTING BLACKBOARD IN ITS ENTIRETY.
18. REMOVE EXISTING MANUAL OPERATED PROJECTION SCREEN.
19. REMOVE EXISTING TV AND BRACKET IN THEIR ENTIRETY.
20. REMOVE EXISTING HVAC MECHANICAL UNIT IN ITS ENTIRETY. SEE MECHANICAL DRAWINGS.
21. EXCAVATE AND REMOVE ALL EARTH MATERIAL AS REQUIRED TO ACCOMMODATE INSTALLATION OF NEW CONCRETE SLAB SEE STRUCTURAL.
22. REMOVE EXISTING CANOPIES IN THEIR ENTIRETY AS REQUIRED TO ACCOMMODATE INSTALLATION OF NEW CANOPY.
23. REMOVE EXISTING WINDOWS IN THEIR ENTIRETY AS REQUIRED TO ACCOMMODATE INSTALLATION OF NEW CMU INFILL.
24. REMOVE EXISTING ELECTRIC WATER COOLER IN ITS ENTIRETY. CAP ALL EXISTING PLUMBING
25. RELOCATE EXISTING DATA / IT EQUIPMENT AS REQUIRED TO ACCOMMODATE NEW CONSTRUCTION. SEE ELECTRICAL DWGS
26. REMOVE EXISTING PERFORATED METAL PANELS IN THEIR ENTIRETY.
27. REMOVE PORTION OF EXISTING EXTERIOR WALL SYSTEM AS REQUIRED TO ACCOMMODATE NEW CONSTRUCTION. SALVAGE EXISTING BRICK VENEER AND PREP AS REQUIRED FOR REUSE AT NEW STOREFRONT. SEE FLOOR PLAN / WINDOW SCHEDULE.
28. REMOVE EXISTING TROPHY CASE IN ITS ENTIRETY. (SALVAGE TO OWNER)




UPPER FLOOR DEMOLITION PLAN
SCALE: 1/8" = 1'-0"

Order Plans @ WWW.LDILine.com



Facilities Management
1161 West Samford Avenue
Auburn University, AL 36849
Phone: (334) 844-4810
Fax: (334) 844-9458
Safety is our first priority.
Think Safety. Act Safely.

No.	Revision	Date
-	-	00/00/00



JMR-H Architecture, P.C.
446 Geneva Avenue
Montgomery, AL 36104
Phone: (334) 420-5672
Fax: (334) 420-5692
JMR-H Project Number: 19-968
Drawn By: DT

Auburn University Building
Ham Wilson Arena Renovations
Project Number 19-451

SHEET TITLE:
UPPER FLOOR DEMOLITION PLAN

DRAWN BY:
DT

CHECKED BY:
JC

DATE:
JANUARY 21, 2021

FILE NUMBER:
-

PROJECT NUMBER:
19-451

SHEET NUMBER:

D1.2

15 of 61