

1 SECOND FLOOR PLAN - LIGHTING
 E4.0 SCALE: 1/8" = 1'-0"

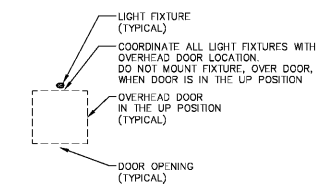
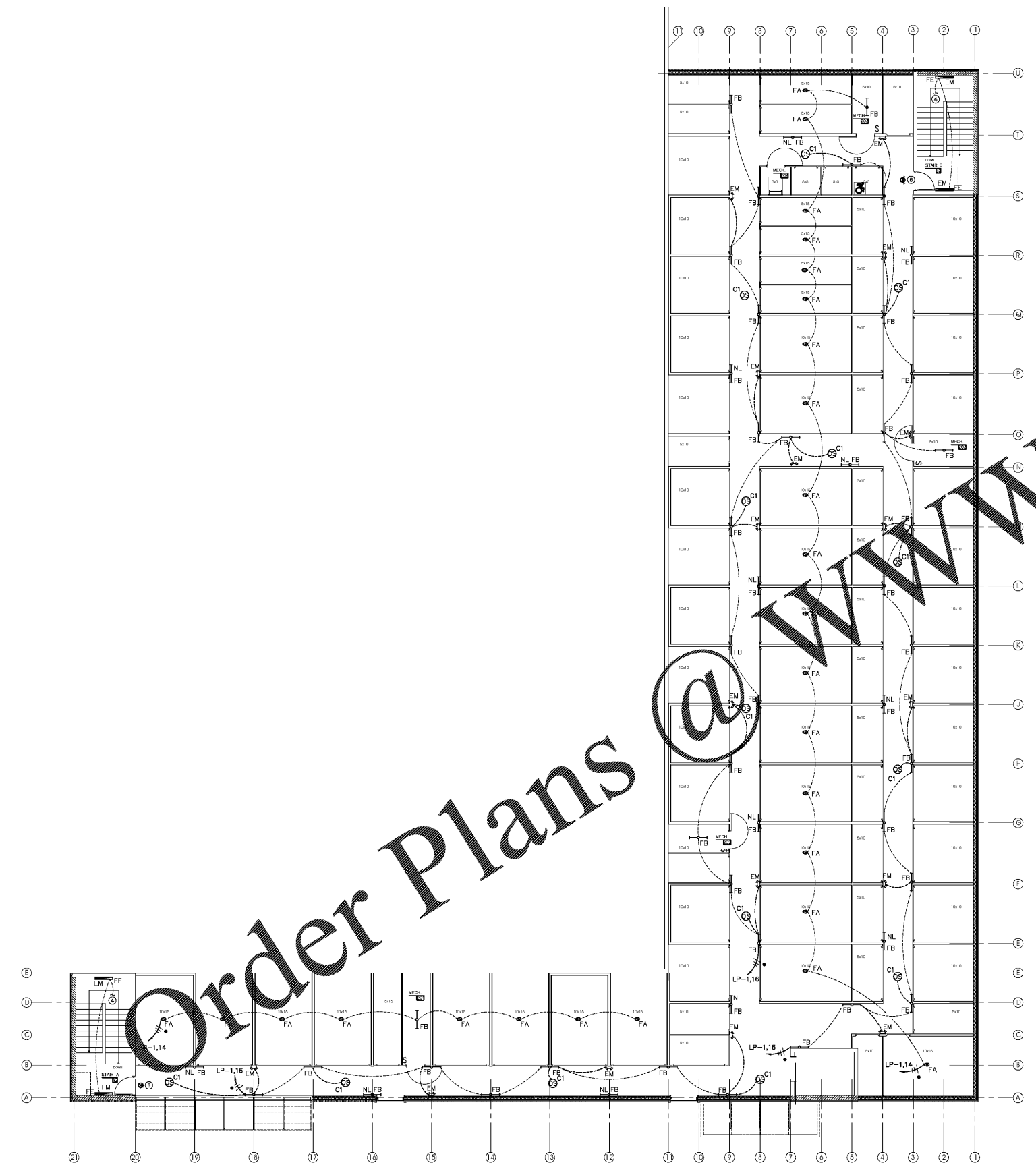


GENERAL NOTES:

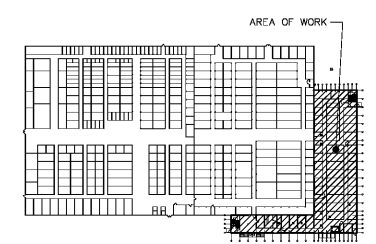
- A. REFER TO TYPICAL CORRIDOR CROSS SECTION DETAIL IDENTIFYING SPRINKLER AND DUCTWORK LOCATIONS ON DRAWING EB. REFER TO FIRE SYSTEM COMPONENTS.
- B. CIRCUIT ALL TYPE "FB" NIGHTLIGHT (NL) LUMINAIRES ON THIS FLOOR TOGETHER WITH 2#10, 1#100ND IN 3/4" CONDUIT DIRECTLY TO LP-1 CIRCUIT #28. THEY SHALL REMAIN ON 24/7.
- C. REFER TO E7 FOR EQUIPMENT WIRING SCHEDULE.

DRAWING NOTES:

- 1. WIRE EMERGENCY LIGHTS AHEAD OF LOCAL SWITCH OR OCCUPANCY SENSOR.
- 2. WIRE ALL EXIT SIGNS TOGETHER WITH 2#10, 1#100 IN 3/4" TO PANEL LP-1 CIRCUIT #28.
- 3. NOT USED.
- 4. DOWN TO FIRST FLOOR STAIRWELL LIGHTING CIRCUIT.
- 5. WIRE EMERGENCY LIGHTS AHEAD OF LOCAL SWITCH OR OCCUPANCY SENSOR.
- 6. WIRE ALL EXIT SIGNS TOGETHER WITH 2#10, 1#100ND IN 3/4" TO PANEL LP-1 CIRCUIT #4.
- 7. UP TO SECOND FLOOR STAIRCASE LIGHTING. MOUNT LIGHT, LIGHTED TOGGLE SWITCH AND RECEPTACLE IN ELEVATOR PIT PER ELEVATOR MANUFACTURER RECOMMENDATIONS.
- 8. E.G. SHALL PROVIDE COMING AND GOING INSTALLATION FOR ALL EXIT SIGNAGE. REFER TO ARCHITECTURAL PLAN FOR EXIT LOCATIONS. SIGNAGE SHALL BE CONTROLLED BY TIMECLOCK FACTORY SIGNAGE SHALL BE PROVIDED WITH AN OVERHEAD DISCONNECT SWITCH FOR MAINTENANCE.
- 9. MOUNT LIGHT, LIGHTED TOGGLE SWITCH AND GFI RECEPTACLE IN ELEVATOR PIT PER ELEVATOR MANUFACTURER RECOMMENDATIONS.



2 TYPICAL UNIT - LIGHTING
 E4.0 SCALE: NTS



KEY PLAN
 SCALE: NONE

KEVIN R. O'DONNELL, PE
 10225 Main Street
 Clarence, New York 14031
 Phone: (716) 803-8787
 Fax: (716) 407-0552 Project # 20-11-02

SECOND FLOOR
 PLAN - LIGHTING

SCALE: AS NOTED
 DATE: 14SEP2020
 JCS NUMBER: 3771

E4.0

ISSUE	DATE	REVISIONS
1	11FEB2021	ISSUED FOR CLIENT REVIEW
2	18MAR2021	ISSUED FOR BID
3		

LIFE STORAGE, INC.
 Life Storage #497
 5800 Brookshire Blvd. · Charlotte, NC 28216



THIS DRAWING IS THE PROPERTY OF TMM ARCHITECTS, INC. AND IS TO BE USED ONLY FOR THE PROJECT AND SITE SPECIFICALLY IDENTIFIED HEREIN. NO PART OF THIS DRAWING IS TO BE REPRODUCED, COPIED, OR TRANSMITTED IN ANY FORM OR BY ANY MEANS, ELECTRONIC OR MECHANICAL, INCLUDING PHOTOCOPYING, RECORDING, OR BY ANY INFORMATION STORAGE AND RETRIEVAL SYSTEM. WITHOUT THE WRITTEN PERMISSION OF TMM ARCHITECTS, INC. THIS DRAWING IS THE PROPERTY OF TMM ARCHITECTS, INC. AND IS TO BE USED ONLY FOR THE PROJECT AND SITE SPECIFICALLY IDENTIFIED HEREIN.