

**KEYNOTES**

- 16.125 EXISTING LIGHT FIXTURES TO REMAIN UNLESS NOTED OTHERWISE.
- 16.126 EXISTING LIGHT FIXTURE TO BE DEMOLISHED.
- 16.129 CONNECT TO EXISTING CIRCUIT PREVIOUSLY SERVING AREA LIGHTING THAT WAS REMOVED. MAINTAIN EXISTING CIRCUIT CONTROL, UNLESS NOTED OTHERWISE. PROVIDE CONSTANT HOT FOR EMERGENCY EXIT AND LOCALLY CONTROLLED LIGHT FIXTURES.
- 16.131 CONNECT TO EXISTING CIRCUIT.
- 16.133 EXISTING LIGHT FIXTURES TO BE RELOCATED TO NEW LOCATION AS SHOWN.
- 16.148 ROUTE CIRCUIT THROUGH CONTACTOR. REFER TO POWER AND BAS ONE LINE DIAGRAMS.
- 16.219 UTILIZE AIRCRAFT CABLE AND HANGERS FURNISHED WITH FIXTURES TO SUSPEND TO 13'-0". INSTALL FIRST CABLE WITHIN 1" OF EACH END OF ROW. PROVIDE POWER TO THE END OF EACH ROW VIA FLEXIBLE METAL CONDUIT AT THE END OF THE ROW FARTHEST FROM THE MAIN ENTRANCE. FIXTURES ARE SHIPPED WITH INTEGRAL WIRING HARNESSES AND MECHANICAL CONNECTORS FOR CONTINUOUS ROUTING. REFERENCE MANUFACTURER'S INSTRUCTIONS FOR DETAILS ON ATTACHING TO ALIGN FIXTURES USING HARDWARE PROVIDED.

**STIPULATION FOR REUSE**

THIS DRAWING AND ALL INFORMATION CONTAINED HEREIN ARE THE PROPERTY OF HENDERSON ENGINEERS. NO PART OF THIS DRAWING IS TO BE REPRODUCED, COPIED, OR TRANSMITTED IN ANY FORM OR BY ANY MEANS, ELECTRONIC OR MECHANICAL, INCLUDING PHOTOCOPYING, RECORDING, OR BY ANY INFORMATION STORAGE AND RETRIEVAL SYSTEM, WITHOUT THE WRITTEN PERMISSION OF HENDERSON ENGINEERS. THIS DRAWING IS TO BE USED ONLY FOR THE PROJECT AND SITE SPECIFICALLY IDENTIFIED HEREON. IT IS NOT TO BE USED FOR ANY OTHER PROJECT OR SITE WITHOUT THE WRITTEN PERMISSION OF HENDERSON ENGINEERS. HENDERSON ENGINEERS SHALL NOT BE RESPONSIBLE FOR ANY ERRORS OR OMISSIONS IN THIS DRAWING OR FOR ANY CONSEQUENCES ARISING FROM THE USE OF THIS DRAWING.

**CONSULTANTS**

**HENDERSON ENGINEERS**  
 6545 LEBLANCHE SUITE 00  
 TEL 913 742 2900 FAX 913 742 001  
 WWW.HENDERSONENGINEERS.COM  
 1803 COBBS FORD ROAD  
 STORE NO. 00483-249  
 AL 008080483 CA 219E  
 EXPIRES 1/01/2022

**Walmart**  
**PRATTVILLE, AL**  
 1803 COBBS FORD ROAD  
 STORE NO. 00483-249

JOB NUMBER: 218000483 | PHOTO: 188

2021 MAJOR PROJECT

**ISSUE BLOCK**

NO.	DESCRIPTION	DATE

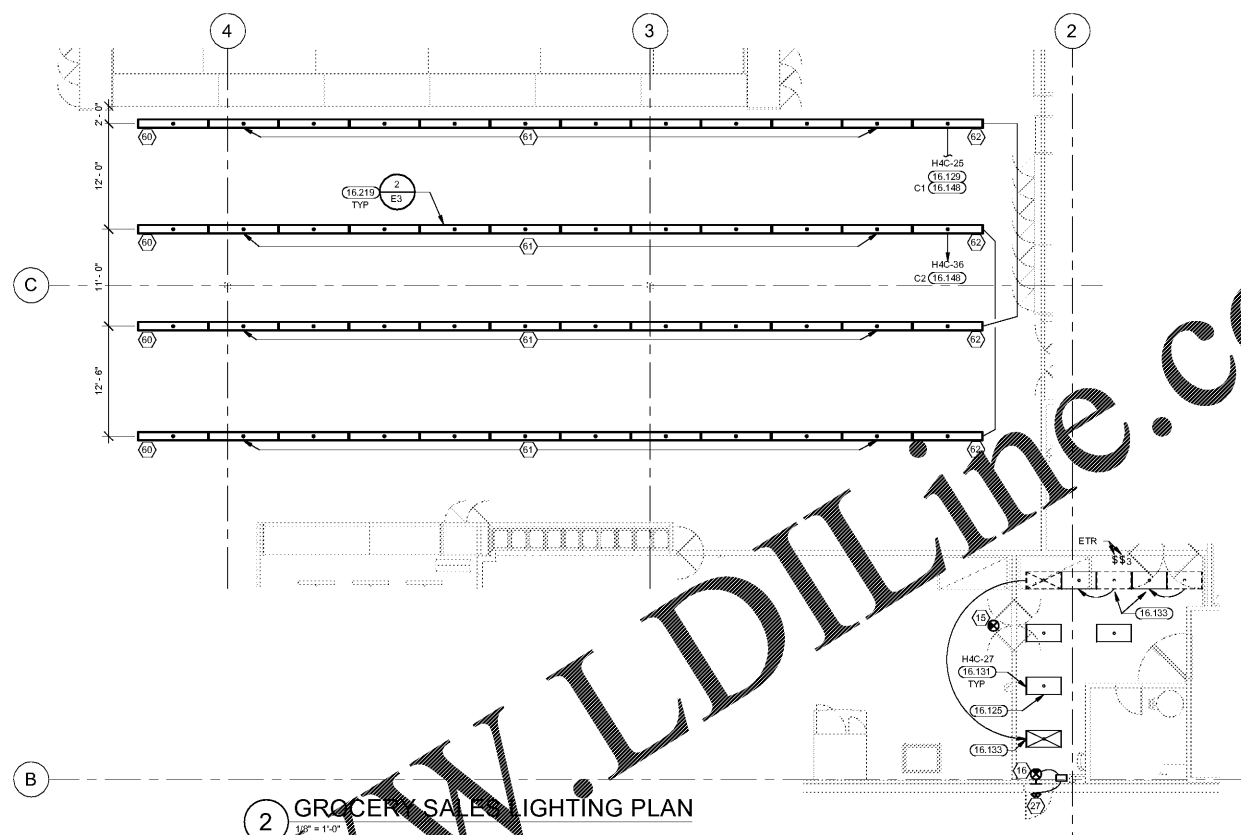
CHECKED BY: MM  
 DRAWN BY: SBHDP  
 PROTO CYCLE: 01/29/21  
 DOCUMENT DATE: 03/31/21

**Professional Engineer Seal**

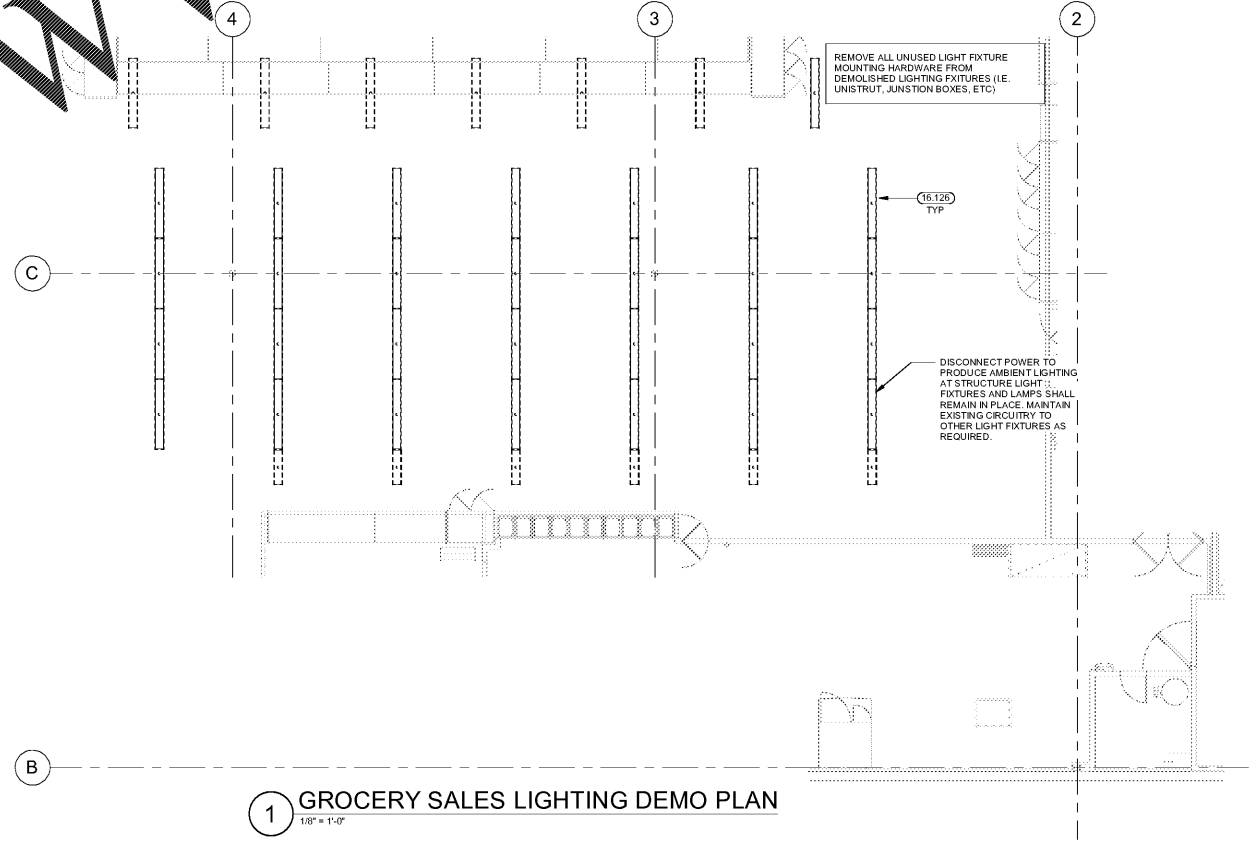
AL 008080483  
 No. 39438-E  
 PROFESSIONAL ENGINEER  
 WILLIAM RAY WINSTON  
 03/30/2021

**GROCERY LIGHTING PLANS**

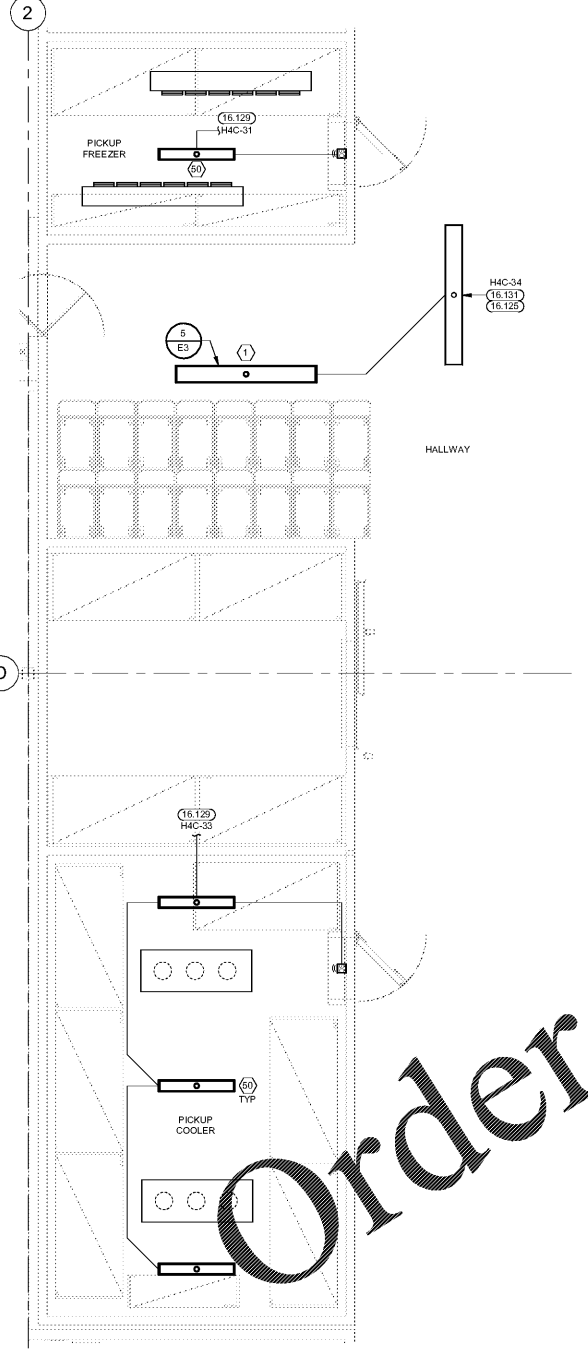
SHEET: **GE1**



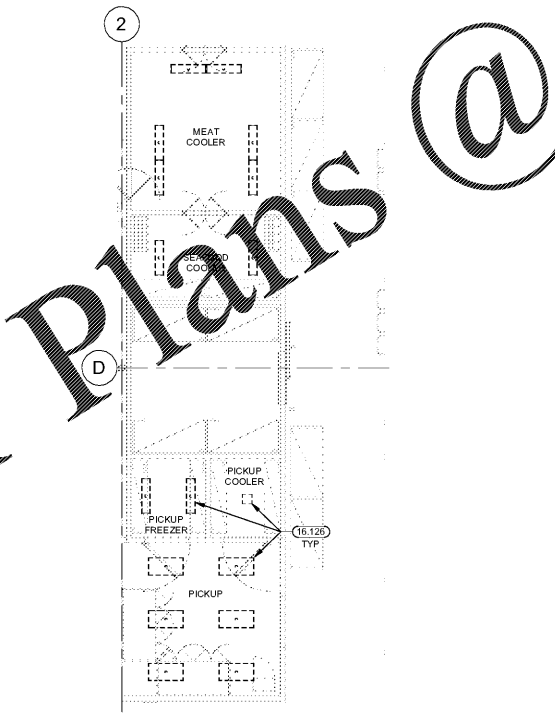
**2 GROCERY SALES LIGHTING PLAN**  
 1/8" = 1'-0"



**1 GROCERY SALES LIGHTING DEMO PLAN**  
 1/8" = 1'-0"



**4 FRONT GROCERY LIGHTING PLAN**  
 1/4" = 1'-0"



**3 FRONT GROCERY LIGHTING DEMO PLAN**  
 1/8" = 1'-0"

EXISTING CONDITIONS WERE TAKEN FROM ORIGINAL DRAWINGS AND MAY NOT REFLECT EXACT "AS-BUILT" CONDITIONS. CONTRACTOR SHALL FIELD VERIFY ALL EXISTING CONDITIONS PRIOR TO SUBMITTING FINAL BIDS. CONTRACTOR SHALL CAREFULLY COORDINATE NEW WORK AND DEMOLITION WITH ALL OTHER DISCIPLINES AND EXISTING CONDITIONS.

EACH SUBCONTRACTOR IS RESPONSIBLE FOR HAVING A THOROUGH KNOWLEDGE OF ALL DRAWINGS AND SPECIFICATIONS IN THEIR RELATED FIELD. THE FAILURE TO ACQUAINT THEMSELVES WITH THIS KNOWLEDGE DOES NOT RELIEVE THE RESPONSIBILITY OF PERFORMING THE WORK PROPERLY. NO ADDITIONAL COMPENSATION SHALL BE ALLOWED BECAUSE OF CONDITIONS THAT OCCUR DUE TO FAILURE TO FAMILIARIZE WORKERS WITH THIS KNOWLEDGE.

**WWW.LDILine.com**

**Order Plans @**