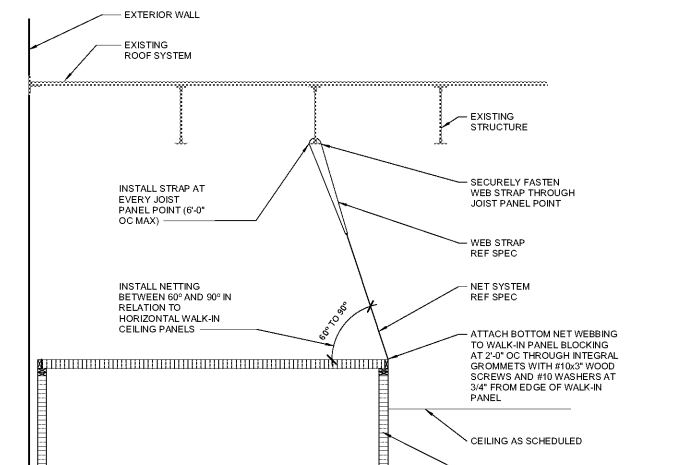
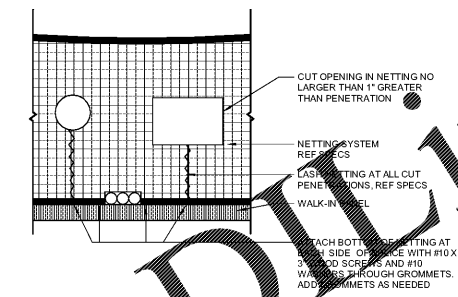


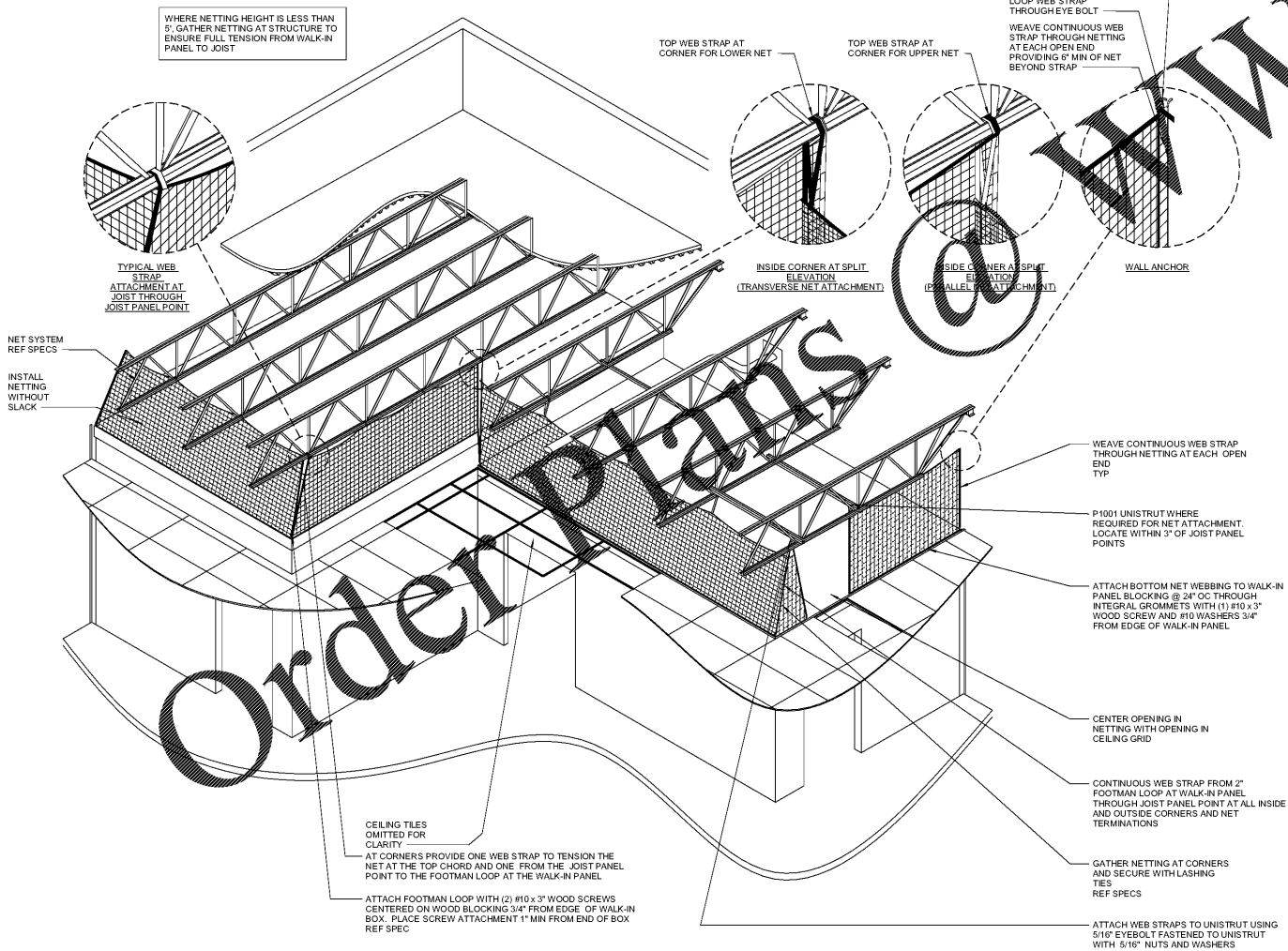
5 NET SYSTEM ATTACHMENT PERPENDICULAR TO STRUCTURE
3/8" = 1'-0"



4 NET SYSTEM ATTACHMENT PARALLEL TO STRUCTURE
3/8" = 1'-0"



3 NETTING PENETRATIONS
1/2" = 1'-0"



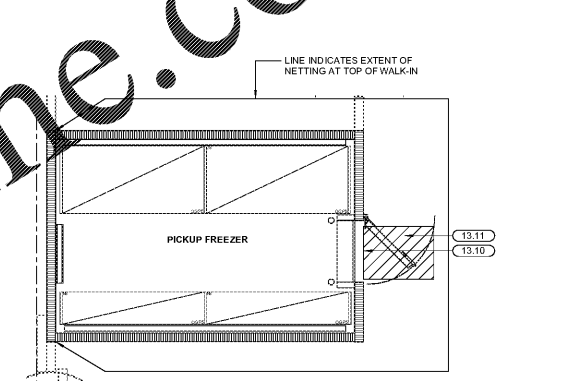
2 NET SYSTEM ON WALK-IN BOX
1/4" = 1'-0"

GENERAL NOTES
1. ROUTE CONDUITS, UTILITIES, AND SUPPORTS 6" MIN AWAY FROM WALK-IN PANEL EDGES TO ALLOW FOR NET INSTALLATION
2. ATTACH BOTTOM WEB OF NET @ 24" OC THROUGH INTEGRAL GROMMETS WITH #10 X 3" WOOD SCREWS AND #10 WASHERS 3/4" FROM EDGE OF WALK-IN PANEL
3. CONTINUE STRAP FROM WALK-IN PANEL TO JOIST PANEL POINT OR GRID AT CORNERS. ADDITIONAL STRAP REQUIRED.
4. REF SPECIFICATION 13300 FOR VERTICAL BARRIER NETTING SYSTEM AND COMPONENTS.

SHEET NOTES
1. INSTALLATION SHALL NOT COMMENCE UNTIL WALK-INS AND ALL WORK ABOVE IS INSTALLED. GC SHALL COORDINATE INSTALLATION WITH OWNER, CONSTRUCTION MANAGER, AND ALL TRADES AND WORK BY OTHERS.
2. MEASURE, CUT, AND INSTALL ALL NETTING AND ACCESSORIES PER MANUFACTURER'S INSTRUCTION MANUAL. NETTING MAY LEAN INWARD (TOWARDS CENTER OF WALK-IN BOX), BUT SHALL NOT LEAN OUTWARD (BEYOND PARALLEL TO FACE OF BOX).
3. WHERE DUCTS OR PIPING REQUIRE PENETRATION OF NETTING, CUT NETTING AROUND DUCTS OR PIPES AND LASH NETTING ACCORDINGLY.
4. EXISTING SAFETY NETTING MAY BE MODIFIED FOR NEW ITEMS LOCATED ABOVE EXISTING BOX, INCLUDING DUCTWORK, CONDUITS, REFRIGERATION LINES, ETC. REF 3-02. EXISTING SAFETY NET SYSTEM MAY NOT BE USED OR MODIFIED FOR NEW BOXES REPLACING EXISTING BOXES.

KEYNOTES

13.10	3'-0" NETTING, COORDINATE WITH CEILING ACCESSORIES WHEN APPLICABLE
13.11	AREA INDICATES PROPOSED CEILING GRID ACCESSORIES



1 SAFETY NET PLAN
1/4" = 1'-0"

SGA Design Group, P.C.
1437 South Boulder, Suite 550
Fort Collins, Colorado 80525
T: 970.221.8800
F: 970.221.8801
www.sgadesigngroup.com

STIPULATION FOR REUSE
THIS DRAWING IS THE PROPERTY OF SGA DESIGN GROUP. IT IS TO BE USED ONLY FOR THE PROJECT AND SITE SPECIFICALLY IDENTIFIED HEREIN. IT IS NOT TO BE REPRODUCED, COPIED, OR TRANSMITTED IN ANY FORM OR BY ANY MEANS, ELECTRONIC OR MECHANICAL, INCLUDING PHOTOCOPYING, RECORDING, OR BY ANY INFORMATION STORAGE AND RETRIEVAL SYSTEM, WITHOUT THE WRITTEN PERMISSION OF SGA DESIGN GROUP.

CONSULTANTS

Walmart
PRATTVILLE, AL
1903 COBBES FORD RD
STORE NO. 0465-249
JOB NUMBER: 2089488 | PHOTO: 188

ISSUE BLOCK

NO.	DATE	DESCRIPTION

CHECKED BY: T/R/CJ ROY/MT
DRAWN BY: NL
PROTO CYCLE: 12/04/20
DOCUMENT DATE: 03/31/21

THE RECORD COPY OF THIS DRAWING IS TO BE KEPT AT THE OFFICE OF SGA DESIGN GROUP. THIS ELECTRONIC DOCUMENT IS RELEASED FOR THE PURPOSE OF REFERENCE, COORDINATION, AND/OR FACILITY MANAGEMENT. THIS DRAWING SHALL NOT BE CONSIDERED FINAL OR SEALED BY THE ARCHITECT.

STATE OF ALABAMA
ARIANE V. TATTERSHALL
2016
Professional Engineer
03/31/2021

EDGE PROTECTION

SHEET: **OP2**