

REGULATORY AUTHORITIES	
BUILDING & FIRE DEPTS:	CITY OF MONTGOMERY BUILDING INSPECTIONS 103 NORTH PERRY STREET MONTGOMERY, AL 36104 TEL: (334) 625-4836
HEALTH DEPT:	MONTGOMERY COUNTY HEALTH DEPARTMENT 201 MONROE STREET MONTGOMERY, AL 36104 TEL: (334) 293-6452

PROJECT CONTACTS	
OWNER:	NICHOLAS CORBISHLEY GOOD TIMES RESTAURANTS 141 UNION BLVD. #400 LAKEWOOD, CO 80228 TEL: (303) 384-1430
ARCHITECT:	JOHN SPONSELLER 8025 W 25TH PLACE LAKEWOOD, CO 80214 TEL: (303) 815-0181
M&P ENGINEER:	ROGER BLANK 29376 SQUAW PASS RD. EVERGREEN, CO 80439 TEL: (720) 320-7744
ELECTRICAL ENGINEER:	WALTER RABINOVICH 8811 E. HAMPDEN AVE. #200 DENVER, CO 80231 TEL: (303) 355-5534
STRUCTURAL ENGINEER:	DAVID BLANKFARD LITTLE CONSULTING 410 BLACKWELL ST. SUITE 10 DURHAM, NC 22701 TEL: (919) 474-2500



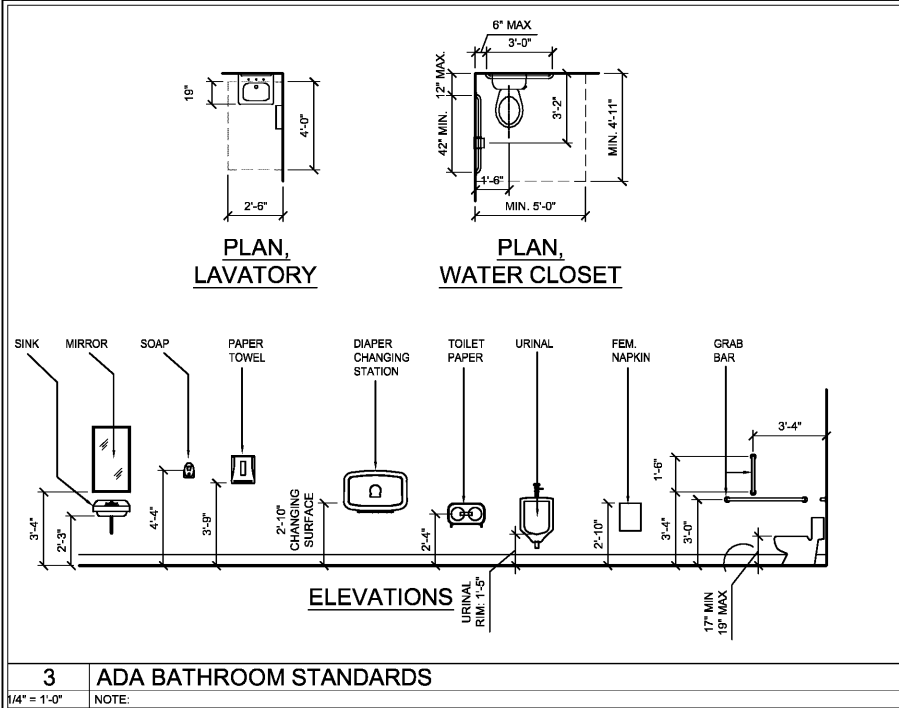
"EASTCHASE"
THE VENUE EASTCHASE
NWC EASTCHASE PKWY & EASTCHASE LN.
MONTGOMERY, AL 36117

SHEET INDEX		
ARCHITECTURAL-EQUIPMENT	STRUCTURAL	PLUMBING
A000 COVER SHEET, CODE STUDY	S001 GENERAL NOTES	P-1 PLUMBING SPECS, SCHEDULE & LEGEND
A005 RESPONSIBILITY MATRIX	S002 GENERAL NOTES	P-2 PLUMBING WATER & GAS PLAN
K1 EQUIPMENT PLAN	S101 FOUNDATION PLAN	P-3 PLUMBING WASTE & VENT PLAN
K3 EQUIPMENT SCHEDULE	S102 ROOF FRAMING PLAN	P-4 PLUMBING ROOF PLAN
K4 EQUIPMENT SCHEDULE	S201 FOUNDATION DETAILS	P-5 WASTE & VENT ISOMETRIC
K5 EQUIPMENT DETAILS	S202 FOUNDATION DETAILS	
K6 ELECTRICAL ROUGH-IN PLAN: KITCHEN	S301 ROOF FRAMING DETAILS	
K7 PLUMBING ROUGH-IN PLAN: KITCHEN	S302 ROOF FRAMING DETAILS	
K8 ELEC. & PLBG. ROUGH-IN PLANS: BAR		ELECTRICAL
A120 FLOOR PLAN		E1.0 POWER PLAN
A125 FLOOR FINISH PLAN		E2.0 LIGHTING PLAN
A127 WALL FINISH PLAN		E3.0 ROOF ELECTRICAL PLAN
A140 CEILING PLAN		E4.0 EQUIPMENT SCHEDULE
A150 ROOF PLAN		E5.0 ONE LINE DIAGRAM
A200 EXTERIOR ELEVATIONS		E6.0 PANEL SCHEDULES
A205 EXTERIOR ELEVATIONS		E7.0 ENERGY CALCULATIONS
A210 INTERIOR ELEVATIONS		
A220 INTERIOR ELEVATIONS		MECHANICAL
A230 INTERIOR ELEVATIONS		M-1 MECHANICAL SPECS, SCHEDULE, & LEGEND
A300 WALL SECTIONS		M-2 MECHANICAL FLOOR PLAN
A400 DETAILS		M-3 MECHANICAL ROOF PLAN
A410 DETAILS		
A420 DETAILS		HOOD
A430 DETAILS		H-1 HOOD DRAWINGS
A600 SCHEDULES		H-2 HOOD DRAWINGS
		H-3 HOOD DRAWINGS
		H-4 HOOD DRAWINGS
		H-5 HOOD DRAWINGS

PROJECT SCOPE
3,689 SF TENANT FINISH FOR A NEW BAD DADDY BURGER BAR RESTAURANT

GENERAL NOTES

- CODE CONFORMANCE: ALL WORK SHALL CONFORM TO ALL APPLICABLE CODES INCLUDING MODEL CODES LISTED ON THIS SHEET.
- GC INSURANCE: THE GC SHALL CARRY ADEQUATE LIABILITY INSURANCE AS REQUIRED BY OWNER.
- DISCREPANCY NOTIFICATION: GC SHALL NOTIFY OWNER AND ARCHITECT OF ANY DISCREPANCIES IN DRAWINGS AND NOTES IMMEDIATELY AND SUBMIT RFI TO ARCHITECT FOR CLARIFICATION. THE GC PROCEEDS WITH WORK WITHOUT NOTIFYING ARCHITECT THE GC ASSUMES FULL RESPONSIBILITY FOR ALL CHANGES AND WORK TO BRING DRAWINGS INTO CONFORMANCE WITH DRAWINGS AND NOTES.
- NO SCALING: DRAWINGS ARE NOT TO BE SCALED. USE DIMENSIONS AS DESCRIBED ON DRAWINGS.
- COORDINATION FOR EQUIPMENT: GC SHALL ACQUAINT HIMSELF WITH THE EQUIPMENT DIMENSIONS AND SPECIFICATIONS IN ORDER TO MAKE ACCOMMODATION TO FIT ALL EQUIPMENT INTO SPACE WITH PROPER CLEARANCES.
- NOT IN CONTRACT: ALL WORK NOTED AS "NIC" OR "NOT IN CONTRACT" SHALL BE BY OTHERS AND NOT INCLUDED IN SCOPE OF WORK FOR THESE DRAWINGS.
- PERMITS & APPROVALS: THE GC IS RESPONSIBLE FOR SECURING ALL PERMITS AND APPROVALS.
- SUBCONTRACTOR COORDINATION: THE SUBCONTRACTORS ARE RESPONSIBLE FOR COORDINATING THE WORK OF OTHER SUBCONTRACTORS WITH THEIR OWN WORK.
- DIMENSIONS: ALL DIMENSIONS ARE TO FACE OF NEW FRAMING, FACE OF EXISTING WALL FINISHES UNLESS NOTED OTHERWISE.
- GENERAL COORDINATION: THE GC SHALL COORDINATE THE WORK DESCRIBED IN ALL DRAWINGS AND SPECIFICATIONS REQUIRED FOR THE PROJECT INCLUDING BUT NOT LIMITED TO: ARCHITECTURAL, MECHANICAL, ELECTRICAL, PLUMBING, STRUCTURAL WORK, SIGNAGE, MILLWORK, & KITCHEN EQUIPMENT.
- BLOCKING: THE GC SHALL PROVIDE AND INSTALL ALL IN-WALL BLOCKING TO SUPPORT SHELVING, EQUIPMENT, COUNTERTOPS, & ARTWORK. PROVIDE FRM WOOD STUDS, WOOD BLOCKING, & WOOD SHEATHING AT CONSTRUCTION TYPES 1, 2, 3, & 4 (NOT REQUIRED AT CONSTRUCTION TYPE 5).
- BRACING: THE GC SHALL BRACE ALL INTERIOR WALLS, PLATFORMS, & CEILINGS TO STRUCTURE.
- LAMPS: THE GC SHALL INSTALL ALL SPECIFIED LAMPS IN LIGHTING LIGHTING FIXTURES. LAMPS PROVIDED BY THE GC SHALL BE GUARANTEED FOR A PERIOD OF (1) MONTH FROM THE DATE OF ACCEPTANCE OF WORK BY OWNER.
- SEALANT: THE GC SHALL PROVIDE SILICONE SEALANT AT ALL JOINTS BETWEEN WALLS, FLOORS, COUNTERTOPS, EQUIPMENT, & MILLWORK.
- QUALITY: THE GC SHALL COMPLETE ALL WORK IN A MANNER CONSISTENT WITH RECOGNIZED STANDARDS WITHIN THE CONSTRUCTION INDUSTRY AND ACCORDING TO MANUFACTURER'S SPECIFICATIONS AND RECOMMENDATIONS.
- WARRANTY: THE GC SHALL, AT HIS EXPENSE, REMEDY ANY DEFECTS IN MATERIALS AND WORKMANSHIP WHICH MAY APPEAR WITHIN A PERIOD OF 1 YEAR FROM THE FINAL ACCEPTANCE OF THE WORK BY THE OWNER.
- SUBSTITUTIONS: SUBSTITUTIONS SHALL NOT BE USED WITHOUT PRIOR OWNER REVIEW AND APPROVAL.
- LEAD TIMES: GC TO FAMILIARIZE HIMSELF WITH LEAD TIMES FOR ALL MATERIALS AND EQUIPMENT AT START OF CONSTRUCTION SO AS TO AVOID DELAYS DURING CONSTRUCTION.
- FIRE SPRINKLER SYSTEM: GC TO FURNISH OR MODIFY FOR FULLY COMPLETE FIRE SPRINKLER SYSTEM AS REQUIRED BY CODE.
- FIRE ALARM SYSTEM: GC TO FURNISH OR MODIFY FOR FULLY COMPLETE FIRE ALARM SYSTEM AS REQUIRED BY CODE. SYSTEM TO BE INTEGRATED INTO SHELL BUILDING SYSTEM.
- SHOP DRAWINGS/SUBMITTALS: GC TO PROVIDE SHOP DRAWINGS FOR REVIEW AND APPROVAL TO OWNER FOR THE FOLLOWING ITEMS: 1) BAR SHELVING ASSEMBLY 2) NEW STOREFRONT 3) DOOR & HARDWARE 4) STRUCTURAL STEEL 5) PLUMBING FIXTURES 6) HVAC 7) FIRE ALARM & SPRINKLER 8) PAINT.
- ALL EXTERIOR DOORS (STOREFRONT) WITH GLAZING & OVERHEAD DOORS TO HAVE INSULATED GLAZING.



MODEL CODES

- 2015 INTERNATIONAL BUILDING CODE W/ LOCAL AMENDMENTS
- 2015 INTERNATIONAL PLUMBING CODE W/ LOCAL AMENDMENTS
- 2015 INTERNATIONAL MECHANICAL CODE W/ LOCAL AMENDMENTS
- 2015 INTERNATIONAL FIRE CODE W/ LOCAL AMENDMENTS
- 2017 NATIONAL ELECTRICAL CODE
- 2015 INTERNATIONAL ENERGY EFFICIENCY CODE W/ LOCAL AMENDMENTS
- 2015 INTERNATIONAL FUEL AND GAS CODE W/ LOCAL AMENDMENTS
- 2009 ANSI A117.1 ADA CODE

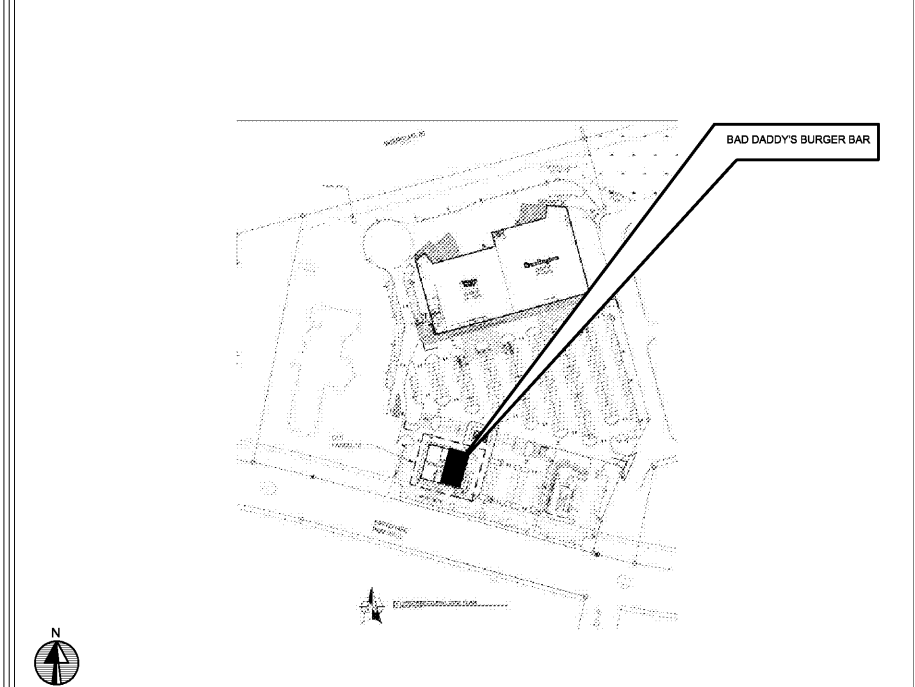
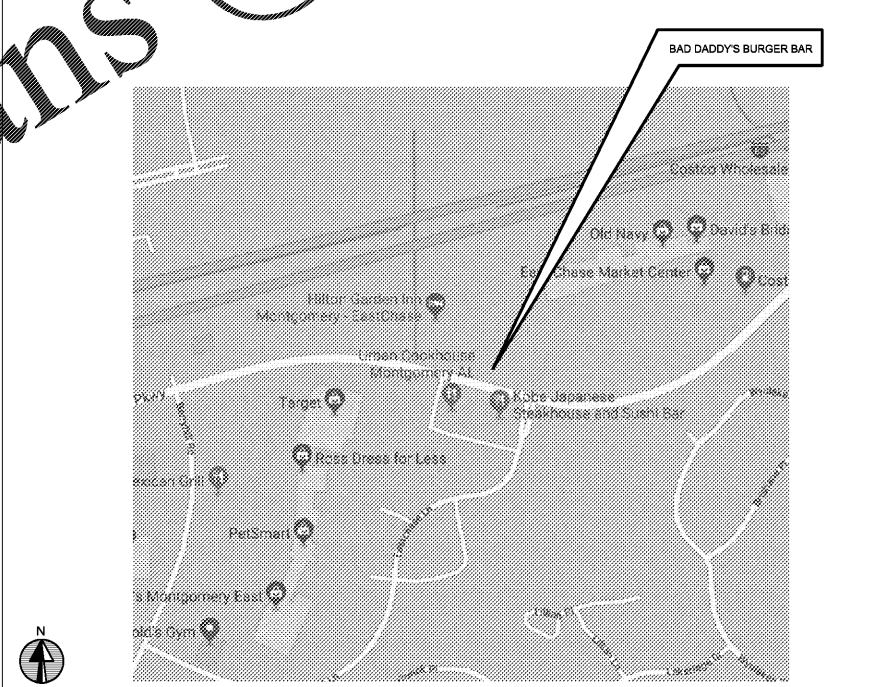
CODE SUMMARY

1. OCCUPANCY: ASSEMBLY (A-2)	MORE RESTRICTIVE OF 2 CALCULATIONS, 86 MEN, 86 WOMEN	
2. TYPE OF CONSTRUCTION: TYPE 5-B, FULLY SPRINKLED		
3. BUILDING AREA ALLOWABLE: 6,000 SF ACTUAL: 3,689 SF	BARS: 15 SEATS + 5 STAFF = 20 OCC; 10 MEN, 10 WOMEN RESTAURANTS: DINING (100) + PATIO (32) + STAFF (20) = 152 OCC, 76 MEN, 76 WOMEN	
4. EXITING EXITS REQUIRED: 2 EXITS PROVIDED: 4	BARS: 1 TOILET PER 40 OCC, 1 LAV PER 200 OCC RESTAURANTS: 1 TOILET PER 75 OCC, 1 LAV PER 200 OCC	
5. TRAVEL DISTANCE MAXIMUM ALLOWED: 200' ACTUAL: 58'-10"	TOILETS: (BAR) 10M + (DINING) 80.25 + 1.18 = 1.26 > 1.00, THEREFORE NEED 2WC PER GENDER (1 WC & 1 URINAL FOR MEN ALLOWED)	
6. OCCUPANT LOAD CALC #1 (BASED ON AREA)	REQUIRE	PROVIDED
KITCHEN/PREP AREAS: 1,398/200 = 7 OCC	MEN	1 WC, 1 UR, 1 LAV
DINING SEATING: 1125/15 = 75 OCC	WOMEN	2 WC, 1 LAV
BAR SEATING: 163/15 = 11 OCC		
PATIO SEATING: 380/15 = 26 OCC		
CIRCULATION & RESTROOMS: (823) = 0 OCC		
TOTAL OCCUPANTS: = 119 OCC		
7. OCCUPANT LOAD CALC #2 (BASED ON STAFF & ACTUAL SEATS): TOTAL OCCUPANTS (147 SEATS + 25 STAFF) = 172 OCC		
8. PLUMBING FIXTURES: BASED ON ACTUAL SEATS & ACTUAL STAFF.		


3 ADA BATHROOM STANDARDS
NOTE: 1/4" = 1'-0"

MATERIALS & SYMBOLS

	EARTH		DOOR NUMBER		PLAN NORTH
	FINISH WOOD		EQUIPMENT NUMBER		SECTION/DETAIL REFERENCE
	PLYWOOD		KEY NOTE		WALL TYPE
	PLASTER OR GYPSUM BOARD		WINDOW TYPE		WALL SECTION REFERENCE
	CONCRETE		KITCHEN EQUIPMENT NUMBER		
	BATT INSULATION		ROOM SPACE NUMBER		
	RIGID INSULATION		FURNITURE NUMBER		
	CONTINUOUS WOOD CONSTRUCTION		MISCELLANEOUS EQUIPMENT NUMBER		
	DISCONTINUOUS WOOD BLOCKING		WASHROOM & KITCHEN ACCESSORIES NUMBER		
	CONCRETE BLOCK		ELEVATION REFERENCE		
	BRICK				
	GRAVEL/BALLAST				
	METAL				



CONSULTANT:
JOHN SPONSELLER, ARCHITECT
8025 W. 25TH PL.
LAKEWOOD, CO 80214
TEL: (303) 815-0181



Bad Daddy's Burger Bar
GOOD TIMES RESTAURANTS, INC.
141 Union Blvd., Suite 400
Lakewood, CO 80228
303-384-1430

BAD DADDY'S BURGER BAR "EASTCHASE"
THE VENUE EASTCHASE
NWC EASTCHASE PKWY & EASTCHASE LN.
MONTGOMERY, AL 36117

Issue Record:

4.23.2019	FOR PLAN REVIEW

Revisions:

5.6.2019	WALKIN BOX
7.1.2019	CANOPY REVS
2.10.2021	TO GO REVS

Drawn:
DRAWN BY: JS, KC

Checked:
CHECKED BY: JS

Project No.:
PROJECT#: 19-207

Contractor:

COVER SHEET, CODE STUDY

A000
Date of Last Print:
4.23.2019