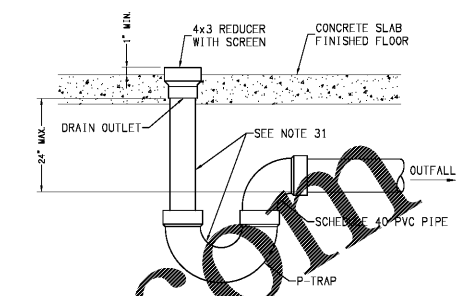
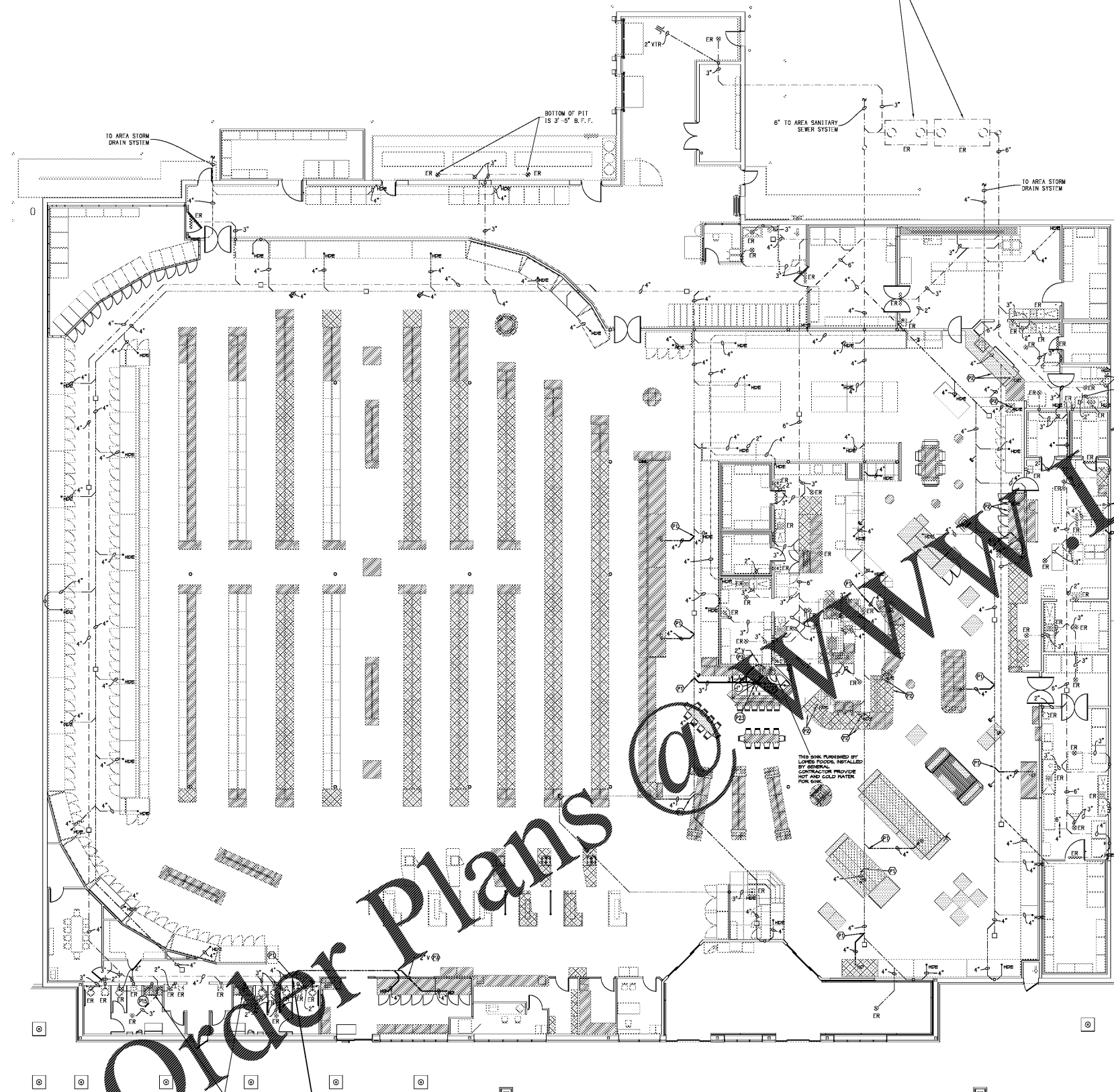



EXISTING GREASE INTERCEPTOR TO REMAIN. EXISTING GREASE INTERCEPTOR SHALL BE PUMPED OUT AND CLEANED. PIPING INSIDE GREASE INTERCEPTOR SHALL BE MODIFIED OR REPLACED AS NECESSARY TO COMPLY WITH REQUIREMENTS OF LOCAL AUTHORITIES

EXISTING WASTE AND VENT LINES SHOWN ARE BASED ON EXISTING DRAWINGS. PLUMBER MUST FIELD VERIFY EXACT LOCATION BEFORE INSTALLING ANY NEW WASTE AND VENT LINES. THIS DRAWING MAY NOT INCLUDE ALL OF THE EXISTING WASTE AND VENT LINES.

DAVID SIMS & ASSOCIATES, P.C.
Consulting Engineers
Arboretum Centre
108 Sibley Avenue - Suite 100
Wilmington, N.C. 28403
(910) 781-8018 (OFFICE)
(910) 388-5734 (FAX)
NC License: C-1150



- PLUMBING NOTES :
- P1 TIE NEW NON-GREASY SANITARY SEWER WASTE LINE INTO EXISTING NON GREASY WASTE LINE IN THIS AREA.
 - P2 EXISTING HD SHALL BE RELOCATED AS REQUIRED TO ACCEPT INDIRECT DRAINAGE FROM NEW OR RELOCATED CASE. SEE CASE DRAIN LOCATION NOTE THIS SHEET.
 - P3 TIE NEW VENT LINE INTO EXISTING VENT LINE IN THIS AREA.

CASE DRAIN LOCATION NOTE :
SEE STORE FIXTURE PLAN / ARCHITECTURAL DRAWINGS FOR EXACT CASE LOCATIONS. SEE CASE MANUFACTURERS INFORMATION FOR DRAIN LOCATION IN RESPECT TO CASE EDGES. DO NOT SCALE DRAWING.

- NOTES:
1. DRAIN ELEVATIONS FOR DRAINS IN SLOPED FLOORS ARE INDICATED IN CIRCLES. COORDINATE WITH CONCRETE PLAN ELEVATIONS.
 2. WATER PIPING SHALL NOT BE PERMITTED IN COOLER OR FREEZER HALLS.
 3. WATER PIPING IN THE SALES AREA SHALL BE ROUTED AS NECESSARILY AS POSSIBLE LOWEST FOODS CONSTRUCTION TO SHIM OFF ON EXPOSED LOCATIONS OF WATER PIPING IN SALES AREA.
 4. WATER PIPING SHALL NOT BE RUN IN AREAS EXPOSED TO FREEZING TEMPERATURES.
 5. NOT USED.
 6. NOT USED.
 7. PROVIDE A GOLD WATER SUPPLY LINE WITH VALVE FOR ICE MACHINE 8'-0" AFF. PROVIDE AND INSTALL PRESSURE REGULATOR SET AT 40 PSI ON SUPPLY LINE. SEE NOTE 30.
 8. REFRIGERANT SYSTEM LINES FOR REFRIGERATED CASES BY REF. CONTR.
 9. DRAIN FROM REFRIGERATED CASES TO THE BUILDING PLUMBING BY REF. CONTR. CONSULT CASE DRAIN MANUFACTURERS INFORMATION FOR DRAIN LOCATIONS AND INSTALLATION INSTRUCTIONS. ALL INSTALLATION AS PER PERTINENT CODES.
 10. DRAINS FROM HANDING REFRIGERATION COILS IN COOLERS AND FREEZERS AND HEAT AND PRODUCE PREPARATION AREAS BY REF. CONTR. CONSULT REFRIGERATION MANUFACTURERS INFORMATION FOR DRAIN LOCATIONS AND INSTALLATION INSTRUCTIONS. ALL INSTALLATION AS PER PERTINENT CODES.
 11. NOT USED.
 12. SEE PLUMBING FIXTURE SCHEDULE ON SHEET P1.0 FOR FIXTURE SPECIFICATIONS.
 13. PROVIDE STANDOFF MOUNTING WHERE WATER LINES ARE EXPOSED IN REEF ROOMS.
 14. ALL WASTE DRAIN PIPING INCLUDING HUB DRAINS SHALL BE 4" MINIMUM UNLESS OTHERWISE NOTED. SEE NOTE 31.
 15. SINKS AND DRAINS NOTED SHALL CONNECT TO A MINIMUM 6" WASTE LINE WHICH SHALL BE ROUTED DIRECTLY FROM BUILDING LINE SHALL BE SLOPED MINIMUM 1/4" FOOT.
 16. SINKS WITH FLOOR SINKS UNDER THEM SHALL DRAIN INDIRECT.
 17. NOT USED.
 18. NOT USED.
 19. NOT USED.
 20. NOT USED.
 21. DELI, BAKERY, PRODUCE, AND MEAT/SEAFOOD DEPARTMENTS DISMOUNT TO THE GREASE INTERCEPTOR.
 22. PROVIDE WASTE PIPING, HOT AND COLD WATER FOR SINK. SINK SUPPLIED BY LOWES FOODS, INSTALLED BY CONTRACTOR. SINK DRAINS INDIRECT TO FLOOR SINK.
 23. ALL EXPOSED CANNONS TO BE COATED BY 60/40 CALKING SUB-CONTRACTOR NOT PLUMBER.
 24. HAND SINKS AND BAR SINKS (UNLESS INDICATED OTHERWISE) SHALL HAVE HUBS VALVES INSTALL TO TEMPER HOT WATER. HUBS VALVES SHALL BE INSTALLED. INSTALL CHECK VALVES ON SUPPLY LINES TO HUBS VALVES. SEE CASE FOR HUBS VALVE INSTALLATION.
 25. PROVIDE 1/2" OR LINE WITH 2 SHUTOFF VALVES AND BACKFLOW PREVENTER 40" AFF FOR COFFEE MACHINE AND OTHER BEVERAGE MACHINES.
 26. NOT USED.
 27. PROVIDE BALL VALVES AS NEEDED TO ISOLATE ANY DEPARTMENT AND MAINTAIN FLOW IN OTHER DEPARTMENTS.
 28. ALL WATER LINES AND FEEDS SHALL BE RUN OVERHEAD UNLESS SPECIFICALLY NOTED.
 29. NOT USED.
 30. NOT USED.
 31. THE CASE DRAIN SYSTEM IS A COMBINATION WASTE/VENT SYSTEM UNLESS SPECIFICALLY CALLED OUT AS GREASE VENT. THE DRAIN TAIL PIECES ARE 3/8" THE TRAP AND HUBS BRANCH ARE 1/2". THE VERTICAL DISTANCE FROM THE DRAIN OUTLET TO TRAP HUB SHALL NOT EXCEED 34". CONTRACTOR SHALL SPECIFICALLY REVIEW THE DESIGN OF THE COMBINATION WASTE/VENT SYSTEM WITH LOCAL INSPECTION AUTHORITY AND RECEIVE ACCEPTANCE BEFORE INSTALLING LOST OR ORDERING MATERIALS. SEE BIFD.
 32. NOT USED.
 33. NOT USED.
 34. NOT USED.
 35. NOT USED.
 36. NOT USED.
 37. INCLUDE CHECK VALVES ON GOLD AND HOT WATER LINES OF ALL COMMERCIAL COMPARTMENT SINKS.
 38. ALL DRAIN LINES IN REEF AREA TO BE INSULATED OR PAINTED WHITE BY REF. CONTR. PER LOWES FOODS SPECIFICATIONS 90-42 1002-41 FOR 1/2" ICE MACHINE, COFFEE-OVEN, STEAMER, PROOFER AND OVER AS NEEDED IF EQUIPMENT IS INSTALLED.
 39. ALL CONDENSATE AND HUB DRAINS ARE TO HAVE SCREENS INSTALLED.
 40. PROVIDE 1/2" OR LINE WITH SHUTOFF VALVE UNDER PRODUCE ISLAND. STUB UP IN REFRIGERATION PIT.
 41. NOT USED.
 42. ALL INSULATION TO BE 1" OR GOLD AND NOT WATER LINES.
 43. ALL DRAIN LINES IN REEF AREA TO BE INSULATED OR PAINTED WHITE BY REF. CONTR. PER LOWES FOODS SPECIFICATIONS.
 44. IT IS THE RESPONSIBILITY OF THE PLUMBING CONTRACTOR TO FURNISH ALL MATERIALS AND LABOR TO INSTALL ALL WATER USING EQUIPMENT IN THIS STORE UNLESS NOTED.
 45. NOT USED.
 46. NOT USED.

INSTALL NEW RESTROOM LAVATORIES AND CONNECT TO EXISTING WASTE LINES. VERIFY EXISTING CONNECTIONS AS REQUIRED. SET ARCHITECTURAL DRAWINGS FOR EXACT LOCATIONS OF RESTROOM FIXTURES.

NEW WASTE FROM LTFG CASES TO BE TIED INTO EXISTING WASTE LINE IN THIS AREA. PLUMBER MUST VERIFY EXISTING WASTE LINE TO BE TIED INTO IS DEEP ENOUGH FOR A CODE APPROVED TIE IN BEFORE ANY WORK BEGINS. CONTACT ENGINEER IF EXISTING WASTE LINE IS NOT DEEP ENOUGH

(A) WASTE & VENT PIPING PLAN
SCALE: 3/32" = 1'-0"


Order Plans @ WWW.AWDIline.com

WWW.AWDIline.com

bai - ARCHITECTS
778 Trilby Road - Raleigh, North Carolina 27607 - p:919.887.7121 - bai-architects.com
THE USE OF THESE PLANS AND SPECIFICATIONS SHALL BE RESTRICTED TO THE ORIGINAL SITE FOR WHICH THEY WERE PREPARED AND PUBLICATION OF THESE PLANS AND SPECIFICATIONS IN ANY MANNER WITHOUT THE WRITTEN CONSENT OF THE ARCHITECT. THE ARCHITECT SHALL BE RESPONSIBLE FOR THE ACCURACY OF THESE PLANS AND SPECIFICATIONS. VISUAL CONTACT WITH THESE PLANS AND SPECIFICATIONS SHALL CONSTITUTE FORMAL ACCEPTANCE OF THESE INSTRUMENTS.

NO.	COMMENTS/REVISIONS	DATE

INTERIOR RENOVATION FOR
STORE # 182 AT
WALKERTOWN COMMONS
SHOPPING CENTER
5180 Reidsville Road
Walkertown, North Carolina 27081



P1.0
LOWES FOODS
ST. #182