



Revisions:

Proj. No.: 080703
Date: 10/09/2020

Sheet Name:
FLOOR PLAN

PARTITION SCHEDULE

| Type Mark | Description |
|-----------|---|
| BA | 8" NOMINAL CMU WALL WITH HORIZONTAL REINFORCING AT 16" ON CENTER. BASE AND FINISH PER SCHEDULE. HEIGHT TO 10'-0" UNO. |

TOILET ACCESSORIES SCHEDULE

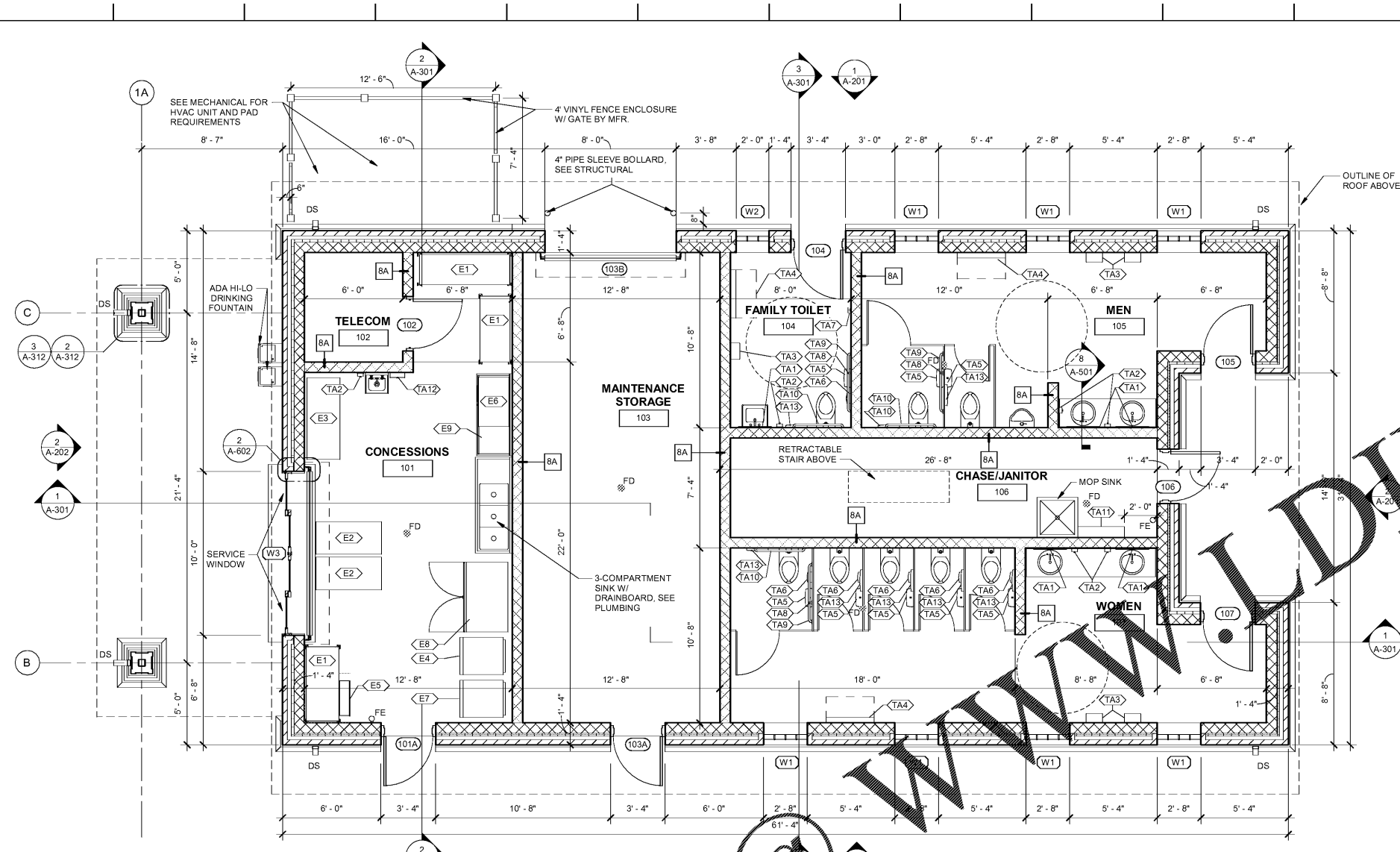
| NO. | PRODUCT DESCRIPTION |
|------|--|
| TA1 | MIRROR W/ STAINLESS STEEL ANGLE FRAME, BOBRICK B-290 2436 |
| TA2 | SURFACE MOUNTED FOAM SOAP DISPENSER, DEB PROLINE CURVE 1000 BLACK, 91128 |
| TA3 | ELECTRIC HAND DRYER, XLERATOR XL-BW |
| TA4 | BABY CHANGING STATION, KOALA KB110-SSWM |
| TA5 | TOILET TISSUE DISPENSER, TORK MINI JUMP BATH TISSUE ROLL DISPENSER WITH RESERVE, 555028A |
| TA6 | SANITARY NAPKIN DISPOSAL, BOBRICK B-210 |
| TA7 | CLOTHES HOOK WITH BUMPER, BOBRICK B-312 |
| TA8 | 18" STAINLESS STEEL GRAB BAR, BOBRICK B-5806X18 |
| TA9 | 42" STAINLESS STEEL GRAB BAR, BOBRICK B-5806X42 |
| TA10 | 36" STAINLESS STEEL GRAB BAR, BOBRICK B-5806X36 |
| TA11 | STAINLESS STEEL SHELF W/ HOOK AND BROOM HOLDERS AND HOOKS, BOBRICK B-39724 |
| TA12 | SURFACE MOUNTED PAPER TOWEL DISPENSER, BOBRICK B-262 |
| TA13 | SURFACE MOUNTED TOILET SEAT COVER DISPENSER, BOBRICK B-4221 |

EQUIPMENT SCHEDULE

| NO. | PRODUCT DESCRIPTION |
|-----|--|
| E1 | ADJUSTABLE UTILITY SHELVING SYSTEM BY OWNER |
| E2 | STAINLESS STEEL WORK TABLE W/ SHELF, AERO 4TG-2448 OR EQ. |
| E3 | STAINLESS STEEL WORK TABLE W/ SHELF, AERO 4TG-2460 OR EQ. |
| E4 | COMMERCIAL GLASS-DOOR REFRIGERATOR, AVANTCO 178A23RGHC OR EQ. |
| E5 | UNDERCOUNTER ICE MACHINE, AVANTCO 194UC210HA OR EQ. |
| E6 | TABLE-TOP POPCORN MACHINE BY OWNER |
| E7 | COMMERCIAL S.S. FREEZER, AVANTCO 178A19FHC OR EQ. |
| E8 | BEVERAGE COOLER BY OWNER |
| E9 | STAINLESS STEEL WORK TABLE W/ SHELF AND BACKSPASH, AERO 4TGB-2460 OR EQ. |

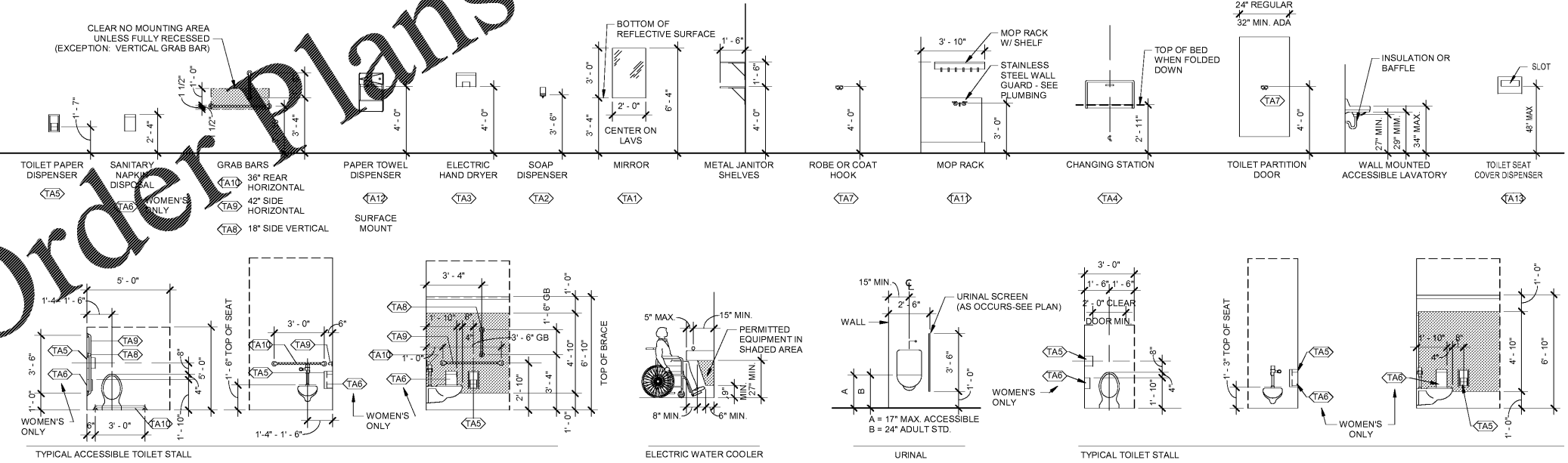
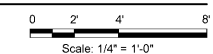
SYMBOL LEGEND

| SYMBOL | DESCRIPTION |
|-----------|--------------------------------------|
| [Pattern] | INTERIOR MASONRY WALL |
| [Pattern] | EXTERIOR MASONRY / BRICK VENEER WALL |
| [Symbol] | ALL CMU BLOCK CORNERS 1" BULLNOSED |



FLOOR PLAN

SCALE: 1/4" = 1'-0"



TYPICAL PLUMBING FIXTURE & TOILET ACCESSORY ELEVATIONS

SCALE: 1/4" = 1'-0"

