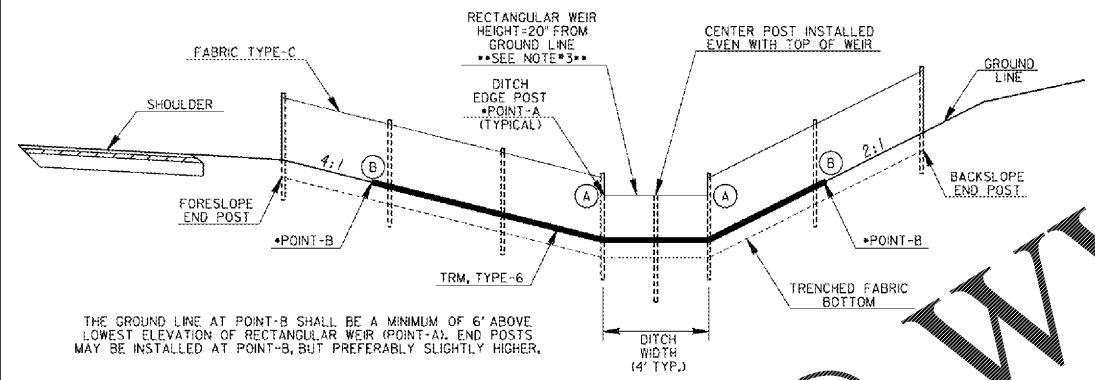


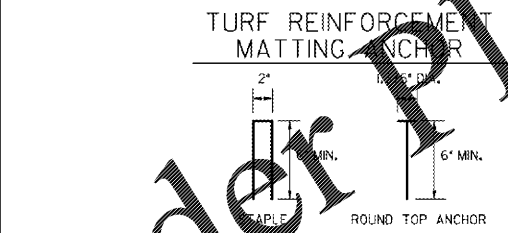
PLAN VIEW

GRADE OF DITCH	MINIMUM SPACING (FEET)
LESS THAN 1%	100' ±
1% TO 3%	75' ±
3% TO 6%	50' ±
6% TO 8%	25' ±

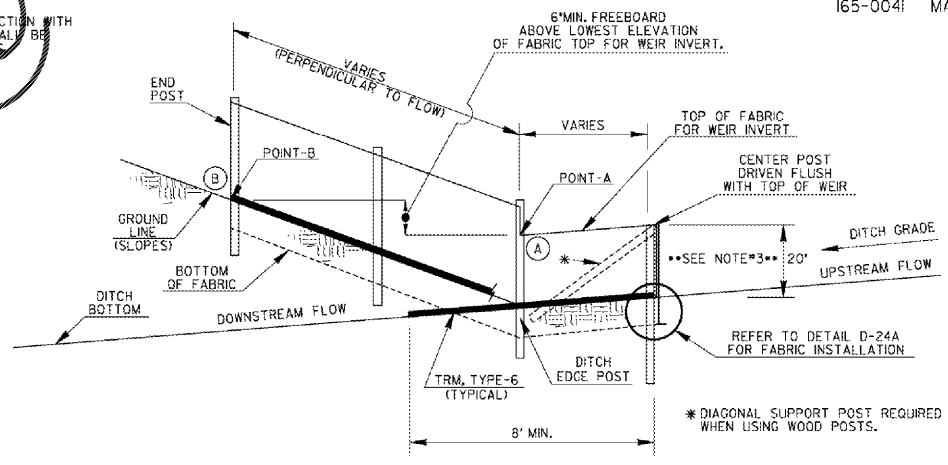


SECTION A-A

NOTE: CROSS-SECTION SHOWN IS AN EXAMPLE OF A TYPICAL CUT SECTION WITH A 4-FT FLAT BOTTOM DITCH. ACTUAL FABRIC CHECK DAMS SHALL BE INSTALLED SIMILARLY ACCORDING TO ROADWAY CROSS-SECTION.



NOTE: TURF REINFORCEMENT MATTING SHALL BE ANCHORED WITH 8-GAUGE METAL STAPLES OR ROUND TOP ANCHORS. ANCHORS SHALL BE LONG ENOUGH TO PROVIDE SUFFICIENT GROUND PENETRATION TO RESIST PULL OUT.



NOTES:

- FABRIC CHECK DAMS MAY BE USED FOR FLOWS UP TO 2.0-CFS. A ROCK FILTER DAM SHALL BE USED AT THE DOWNSTREAM POINT FOR FLOWS GREATER THAN 2.0-CFS.
- FABRIC CHECK DAMS SHALL NOT BE PLACED WITHIN FLOWING STATE WATERS.
- FABRIC CHECK DAMS MAY BE USED IN DITCHES WITH DEPTHS AT LEAST 26-IN. IF DITCH DEPTH IS LESS THAN 26-IN, THE WEIR INVERT MAY BE LOWERED SLIGHTLY IN THE FIELD TO PROVIDE 6-IN MINIMUM FREEBOARD ABOVE POINT-A OR TO MATCH SPACING OF WIRE SUPPORT. THE AIR HEIGHT SHALL BE NO LESS THAN 15-IN. THE DESIGNER SHALL CONSIDER OTHER APPROPRIATE BMPs FOR CONCENTRATED FLOW FOR DITCH DEPTHS LESS THAN 26-IN.
- THE FOLLOWING STEPS ARE RECOMMENDED FOR PROPER FABRIC CHECK DAM INSTALLATION:
  - DETERMINE DITCH CENTERLINE AND USE A LINE LEVEL OR OTHER MEANS TO FIND POINT-B WITHIN THE DITCH FORESLOPE AND BACKSLOPE TO PROVIDE 6-IN MINIMUM FREEBOARD ABOVE POINT-A.
  - CREATE TRENCH 6-IN BELOW DITCH GRADE TO FIT LAYOUT FROM STEP-D WITH MINIMAL SOIL DISTURBANCE.
  - LAYOUT TURF REINFORCEMENT MATTING (TRM), TYPE-6 TO PROVIDE PROTECTION A MINIMUM LENGTH OF 8-FT DOWNSTREAM OF CENTER POST TO FUNCTION AS A SPLASH PAD TO PREVENT SCOURING. ADDITIONAL NECESSARY TRM SHALL BE OVERLAPPED 3-FT. THE WIDTH SHALL BE THE DISTANCE BETWEEN POINT-B ON THE DITCH FORESLOPE AND POINT-B ON BACKSLOPE.
  - INSTALL FENCE POSTS THROUGH TRM WITHIN TRENCH. CENTER POST AND POSTS WITHIN WEIR AREA SHALL BE INSTALLED FLUSH WITH WEIR. CUT TRM WITHIN TRENCH FOLLOWING CHECK DAM LAYOUT AND SAVE UPSTREAM PORTION OF TRM FOR FURTHER USE.
  - PROPERLY INSTALL TYPE-C SILT FENCE. TRENCH BACKFILL SHALL BE COMPACTED WITH A HAND TAMPER, JUMPING JACK COMPACTOR, OR PLATE COMPACTOR TO PREVENT UNDERMINING.
  - INSTALL PREVIOUSLY CUT TRM FROM STEP-D UPSTREAM AGAINST CHECK DAM. INSTALLING UPSTREAM AND DOWNSTREAM TRM ACCORDING TO DETAIL D-35 FOR THIS TEMPORARY APPLICATION IS NOT REQUIRED. HOWEVER, TRM SHALL HAVE PROPER CONTACT WITH GROUND SURFACE, ANCHORED 6-IN MAXIMUM SPACING ALONG THE EDGES, AND ADEQUATELY WITHIN THE MATTED AREA.
- TEMPORARY INSTALLATION OF TRM WITH FABRIC CHECK DAMS SHALL BE INCLUDED IN THE LINEAR COST OF THE CONSTRUCTION, REMOVAL, AND MAINTENANCE OF EACH FABRIC CHECK DAM. NO ADDITIONAL PAYMENT WILL BE MADE.

PAY ITEMS:

- 163-0528 CONSTRUCT & REMOVE FABRIC CHECK DAM, TYPE-C SILT FENCE (LF)
- 165-0041 MAINTENANCE OF CHECK DAMS - ALL TYPES (LF)

DEPARTMENT OF TRANSPORTATION STATE OF GEORGIA	
CONSTRUCTION DETAILS TEMPORARY SILT FENCE FABRIC CHECK DAM	
NO SCALE	REV. AND REDRAWN, JULY 2015
BY	NUMBER D-24D (SHEET 4 OF 4)

REVISION DATES

**EROSION CONTROL CONSTRUCTION DETAILS  
SR 18 BRIDGE REPLACEMENT @ LONG CAME CREEK  
TROUP COUNTY**

CHECKED:	DATE:	DRAWING No.
BACKCHECKED:	DATE:	
CORRECTED:	DATE:	56-0005
VERIFIED:	DATE:	