

STATE	PROJECT NUMBER	SHEET NO.	TOTAL SHEETS
GA.			

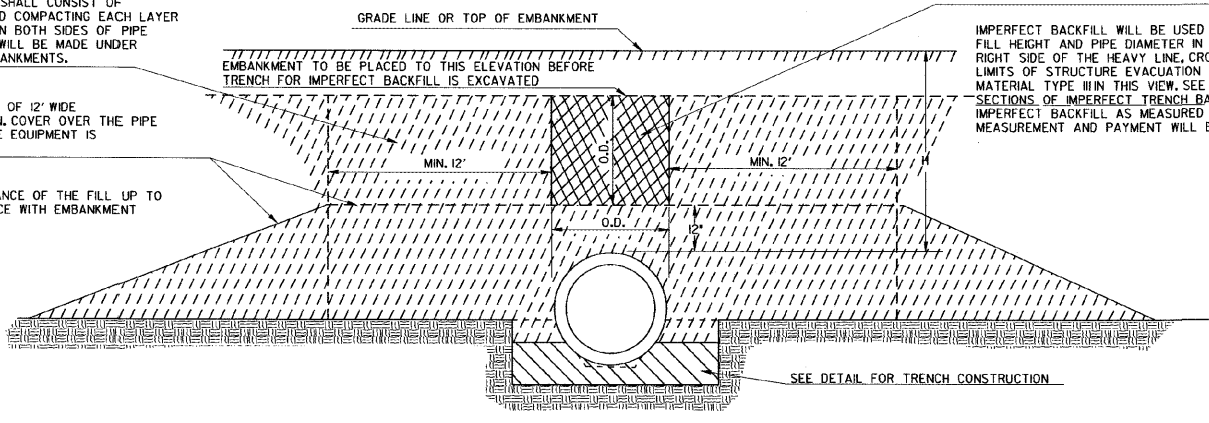
NORMAL BACKFILL

BACKFILL, AS SHOWN BY THE BROKEN LINE SECTIONS, SHALL CONSIST OF PLACING COMPACTABLE SOIL IN 6" (LOOSE) LAYERS AND COMPACTING EACH LAYER (ACCORDING TO GEORGIA STANDARD SPECIFICATIONS) ON BOTH SIDES OF PIPE FOR ITS FULL LENGTH. MEASUREMENT AND PAYMENT WILL BE MADE UNDER ROADWAY EXCAVATION ITEMS FOR FORMATION OF EMBANKMENTS.

NORMAL EMBANKMENT SHALL BE PLACED A MINIMUM OF 12" WIDE ON EACH SIDE OF THE PIPE AND AT LEAST THE MIN. COVER OVER THE PIPE AND COMPACTED TO THE REQUIRED DENSITY BEFORE EQUIPMENT IS ALLOWED TO CROSS.

AFTER BACKFILL HAS BEEN COMPACTED, THE BALANCE OF THE FILL UP TO GRADE LINE SHALL BE CONSTRUCTED IN ACCORDANCE WITH EMBANKMENT SPECIFICATIONS

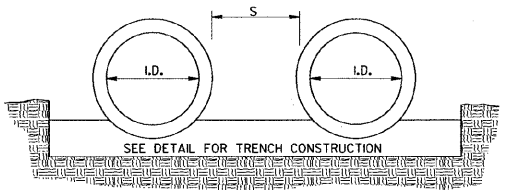
LONGITUDINAL SECTION OF IMPERFECT TRENCH BACKFILL AND BACKFILL METHODS



IMPERFECT BACKFILL

IMPERFECT BACKFILL WILL BE USED WITH CONCRETE PIPE IF FILL HEIGHT AND PIPE DIAMETER IN TABLE NO. 1 FALLS ON THE RIGHT SIDE OF THE HEAVY LINE, CROSS HATCHED AREA SHOWS LIMITS OF STRUCTURE EXCAVATION AND IMPERFECT BACKFILL MATERIAL TYPE III IN THIS VIEW. SEE DETAILS BELOW CROSS SECTIONS OF IMPERFECT TRENCH BACKFILL FOR LIMITS OF IMPERFECT BACKFILL AS MEASURED OVER THE PIPE LENGTHWISE. MEASUREMENT AND PAYMENT WILL BE CONFINED TO THESE LIMITS.

MULTIPLE PIPE CULVERT SPACING

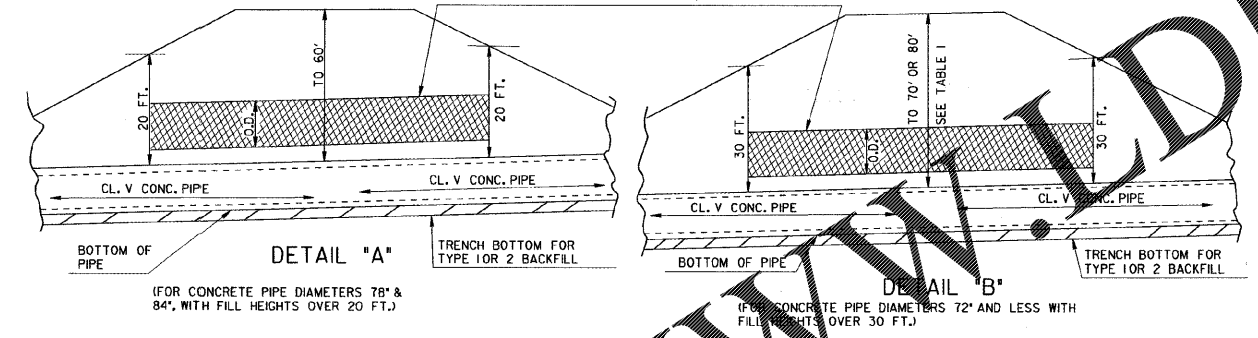


S=ONE INSIDE DIAMETER OF PIPE, OR 3 FEET, WHICHEVER IS SMALLER.
FOR PIPE ARCH CULVERTS, SUBSTITUTE SPAN FOR INSIDE DIAMETER.

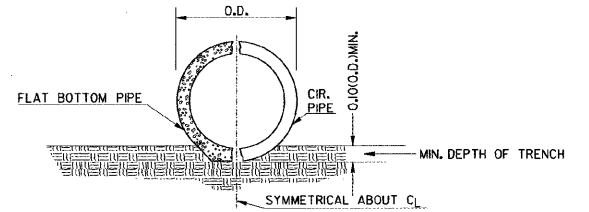
NOTE:
FOR MULTIPLE LINES OF C.M. PIPE WITH METAL FLARED END SECTIONS, S MAY BE INCREASED ENOUGH TO AVOID OVERLAP OF END SECTION WINGTIPS. LOCATION OF METAL END SECTION SHOULD BE DETERMINED BEFORE PLACEMENT OF PIPE.

CROSS SECTIONS OF IMPERFECT TRENCH BACKFILL

CROSS HATCHED AREAS SHOW LIMITS OF CONSTRUCTION & MEASUREMENT FOR STRUCTURE EXCAVATION & IMPERFECT TRENCH BACKFILL MATERIAL, TYPE III

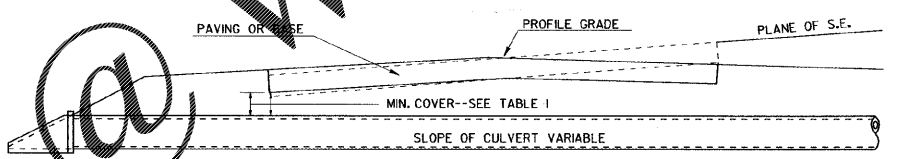


TRENCH CONSTRUCTION FOR SIDE DRAIN



NOTE: THE PIPE SHALL BE BEDDED TO LINE AND GRADE IN A FIRM FOUNDATION SHAPED TO FIT THE LOWER PART OF THE PIPE EXTERIOR. WHERE ROCK EXISTS, EXCAVATE AND BACKFILL WITH COMPRESSIBLE MATERIAL (UNCLASSIFIED EXCAVATION) A MINIMUM OF 6" BELOW THE PIPE.

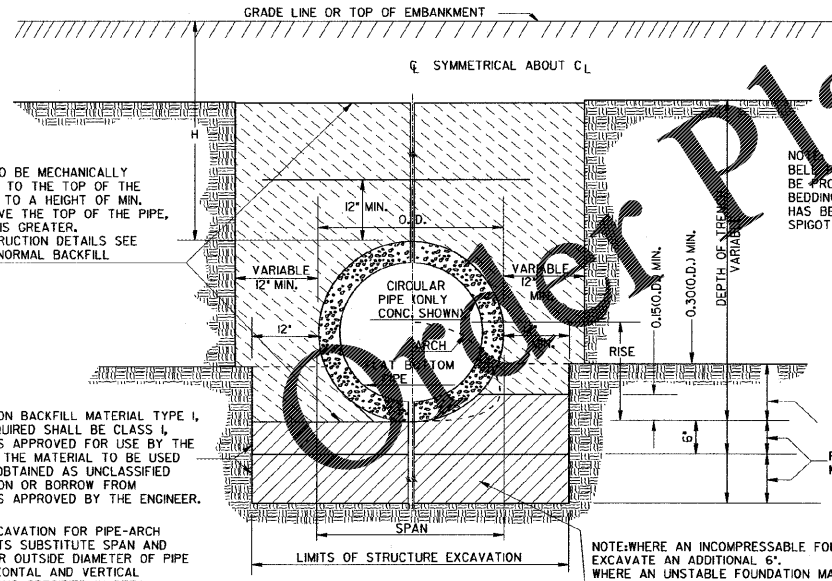
DETAIL SHOWING MINIMUM COVER FOR PIPE CULVERTS



NOTE:

1. FOR FILL HEIGHT TABLES SEE SHEET 2 OF 3 AND SHEET 3 OF 3.
2. ONLY ONE CLASS OR THICKNESS OF PIPE WILL BE SPECIFIED FOR EACH INDIVIDUAL LOCATION. THE CLASS OR THICKNESS WILL BE DETERMINED BY THE MAXIMUM HEIGHT OF FILL.

TRENCH CONSTRUCTION FOR STORM DRAIN.



BACKFILL TO BE MECHANICALLY COMPACTED TO THE TOP OF THE TRENCH OR TO A HEIGHT OF MIN. COVER ABOVE THE TOP OF THE PIPE, WHICHEVER IS GREATER. FOR CONSTRUCTION DETAILS SEE NOTE FOR NORMAL BACKFILL

NOTE: BELL HOLES SHALL BE PROVIDED IN BEDDING IF PIPE HAS BELL AND SPIGOT JOINTS.

NOTE: TRENCH CONSTRUCTION IS REQUIRED FOR BOTH NORMAL OR IMPERFECT BACKFILL. ALL PIPES WITH BELL & SPIGOT JOINTS SHALL HAVE BELL HOLES IN BEDDING.

FOUNDATION BACKFILL MATERIAL TYPE I, WHEN REQUIRED SHALL BE CLASS 4, OR SOILS APPROVED FOR USE BY THE ENGINEER. THE MATERIAL TO BE USED WILL BE OBTAINED AS UNCLASSIFIED EXCAVATION OR BORROW FROM LOCATIONS APPROVED BY THE ENGINEER.

FOUND. BACKFILL MAT'L TYPE 1 OR 2

FOR EXCAVATION FOR PIPE-ARCH CULVERTS SUBSTITUTE SPAN AND RISE FOR OUTSIDE DIAMETER OF PIPE IN HORIZONTAL AND VERTICAL DIMENSIONS SPECIFIED IN DETAIL.

NOTE: PIPE SHALL BE BEDDED IN A FOUNDATION SHAPED TO FIT THE LOWER PART OF PIPE EXTERIOR.

NOTE: WHERE AN INCOMPRESSIBLE FOUNDATION EXISTS, EXCAVATE AN ADDITIONAL 6". WHERE AN UNSTABLE FOUNDATION MATERIAL IS ENCOUNTERED, EXCAVATE AN ADDITIONAL DEPTH AS SHOWN ON PLANS OR AS DIRECTED BY THE ENGINEER

DATE		DEPARTMENT OF TRANSPORTATION STATE OF GEORGIA	
REVISION		STANDARD CONCRETE & METAL PIPE CULVERTS SHEET 1 OF 3 (TRENCH CONSTRUCTION, BEDDING, BACKFILLING)	
NO SCALE		REV. & REDR.: SEPT., 2001	
DES. _____	(SUBMITTED) _____	 STAFF ROAD & AIRPORT DESIGN ENGR. CHIEF ENGINEER	
DRW. _____	(APPROVED) _____		
TRA. _____	_____		
CHK. _____	_____	NUMBER 1030D	