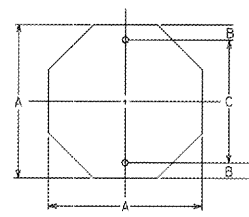
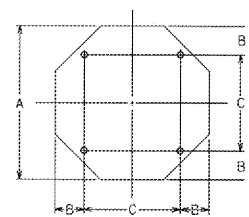


STATE	PROJECT NUMBER	SHEET NO.	TOTAL SHEETS
GA.			



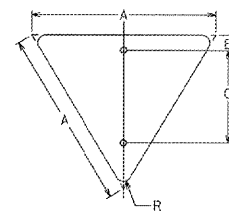
A	B	C
24	3	18
30	3	24
36	3	30

OCTAGON



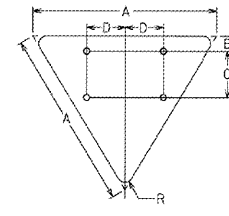
A	B	C
48	9	30

SQUARE



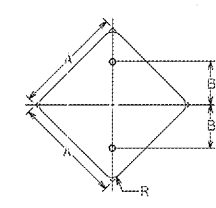
A	B	C	R
30	3	18	1 1/2
36	3	21	2
48	3	27	3

EQUILATERAL TRIANGLE



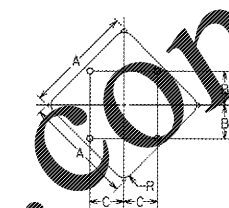
A	B	C	D	R
60	3	16	15	3

VERTICAL RECTANGLE



A	B	C	R
24	12	1 1/2	
30	15	1 1/2	
36	18	2	

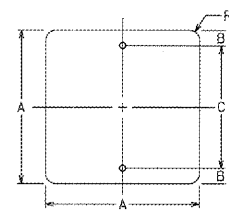
PENTAGON



A	B	C	R
36	10	10	2 1/4
48	15	15	3
60	18	18	3 3/4

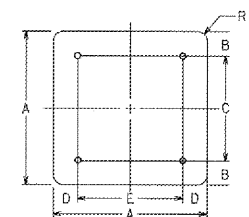
ISOSCELES TRIANGLE

* FOR TWO POST ERECTION



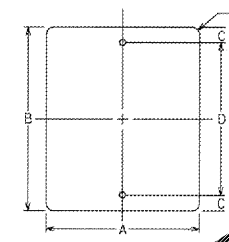
A	B	C	R
18	3	12	1 1/2
24	3	18	1 1/2
30	3	24	1 1/2

CIRCLE



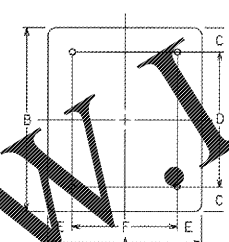
A	B	C	D	E	R
36	6	24	6	24	2 1/4
48	6	36	6	36	3

INTERSTATE SHIELD



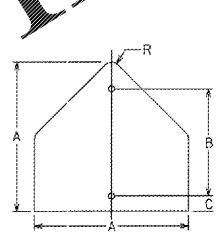
A	B	C	D	R
12	18	1 1/2	1 1/2	
18	24	1 1/2	1 1/2	
24	30	1 1/2	1 1/2	
30	36	1 1/2	1 1/2	

HORIZONTAL RECTANGLE



A	B	C	D	E	F	R
36	48	6	36	6	24	2 1/4
48	60	6	48	9	30	3

HORIZONTAL RECTANGLE



A	B	C	R
30	21	3	1 1/8
36	24	3	2 1/4

DATE	REVISIONS

GEORGIA DEPARTMENT OF
TRANSPORTATION
OFFICE OF TRAFFIC SAFETY & DESIGN

DETAILS OF
SIGN PLATES

NO SCALE JANUARY 2000

Order Plans @ www.wldline.com