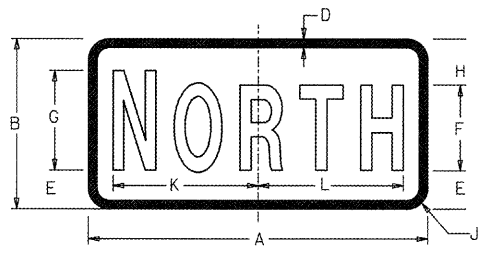
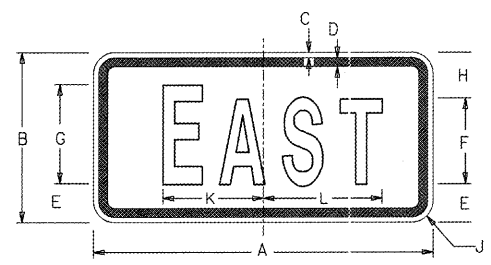


M3-1



MB3-1 & MG3-1



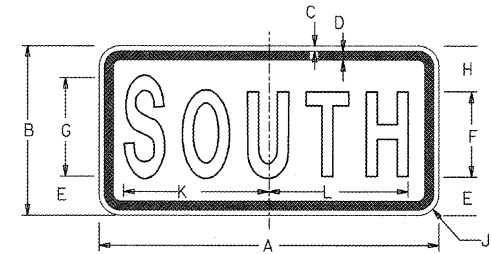
M3-2




MB3-2 & MG3-2

DIMENSIONS (INCHES)											
SIGN	A	B	C	D	E	F	G	H	J	K	L
BIKE	12	4	-	1/4	1	2D	2 1/4 D	1	3/4	4 1/4	4 1/4
MIN & STD	24	12	3/8	5/8	2 3/4	6C	7C	3 1/4	1 1/2	10 1/4	10 1/4
SPECIAL	30	15	3/8	5/8	3 1/4	8C	9C	3 3/4	1 1/2	12 5/8	12 5/8

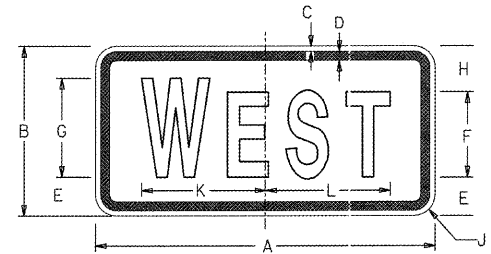
DIMENSIONS (INCHES)											
SIGN	A	B	C	D	E	F	G	H	J	K	L
BIKE	12	4	-	1/4	1	2D	2 1/4 D	1	3/4	3 3/8	3 3/8
MIN & STD	24	12	3/8	5/8	2 3/4	6C	7C	3 1/4	1 1/2	7 7/8	8 3/8
SPECIAL	30	15	3/8	5/8	3 1/4	8C	9C	3 3/4	1 1/2	10 3/8	11 1/8



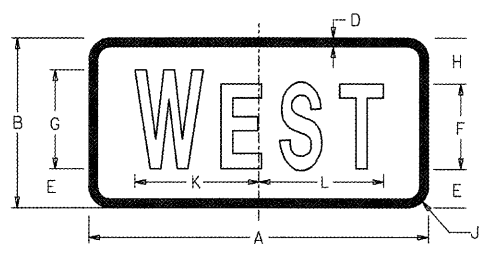
M3-3



MB3-3 & MG3-3



M3-4



MB3-4 & MG3-4

DIMENSIONS (INCHES)											
SIGN	A	B	C	D	E	F	G	H	J	K	L
BIKE	12	4	-	1/4	1	2D	2 1/4 D	1	3/4	4 1/4	4 1/4
MIN & STD	24	12	3/8	5/8	2 3/4	6C	7C	3 1/4	1 1/2	10 1/4	9 7/8
SPECIAL	30	15	3/8	5/8	3 1/4	8C	9C	3 3/4	1 1/2	12 5/8	12 1/2

DIMENSIONS (INCHES)											
SIGN	A	B	C	D	E	F	G	H	J	K	L
BIKE	12	4	-	1/4	1	2D	2 1/4 D	1	3/4	3 1/2	3 1/2
MIN & STD	24	12	3/8	5/8	2 3/4	6C	7C	3 1/4	1 1/2	8 3/4	8 3/4
SPECIAL	30	15	3/8	5/8	3 1/4	8C	9C	3 3/4	1 1/2	10 3/8	11 1/8

GENERAL NOTES:

- M3 (CONVENTIONAL ROADWAYS) SIGNS SHALL HAVE BLACK LEGENDS AND BORDERS ON WHITE REFLECTORIZED BACKGROUNDS.
- MB3 (INTERSTATE HIGHWAYS) SIGNS SHALL HAVE WHITE REFLECTORIZED LEGENDS AND BORDERS ON BLUE REFLECTORIZED BACKGROUNDS.
- MG3 (BIKE LANES) SIGNS SHALL HAVE WHITE REFLECTORIZED LEGENDS AND BORDERS ON GREEN REFLECTORIZED BACKGROUNDS.

DATE	REVISIONS	GEORGIA DEPARTMENT OF TRANSPORTATION OFFICE OF TRAFFIC SAFETY & DESIGN
		DETAILS OF CARDINAL DIRECTION SIGNS
		NO SCALE
		JANUARY 2000