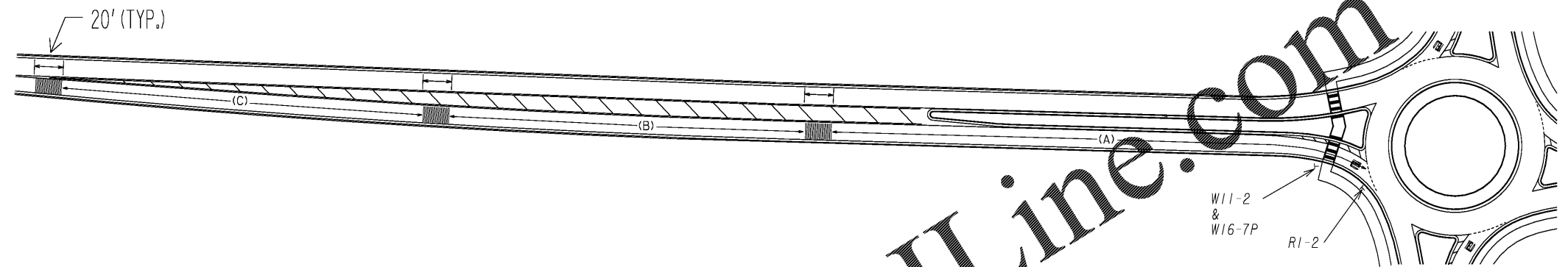
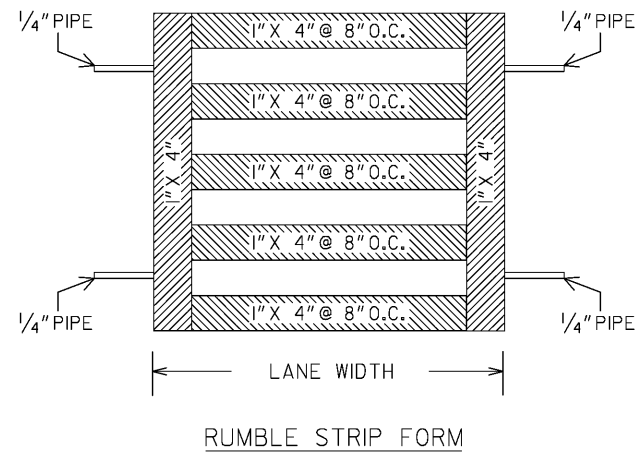


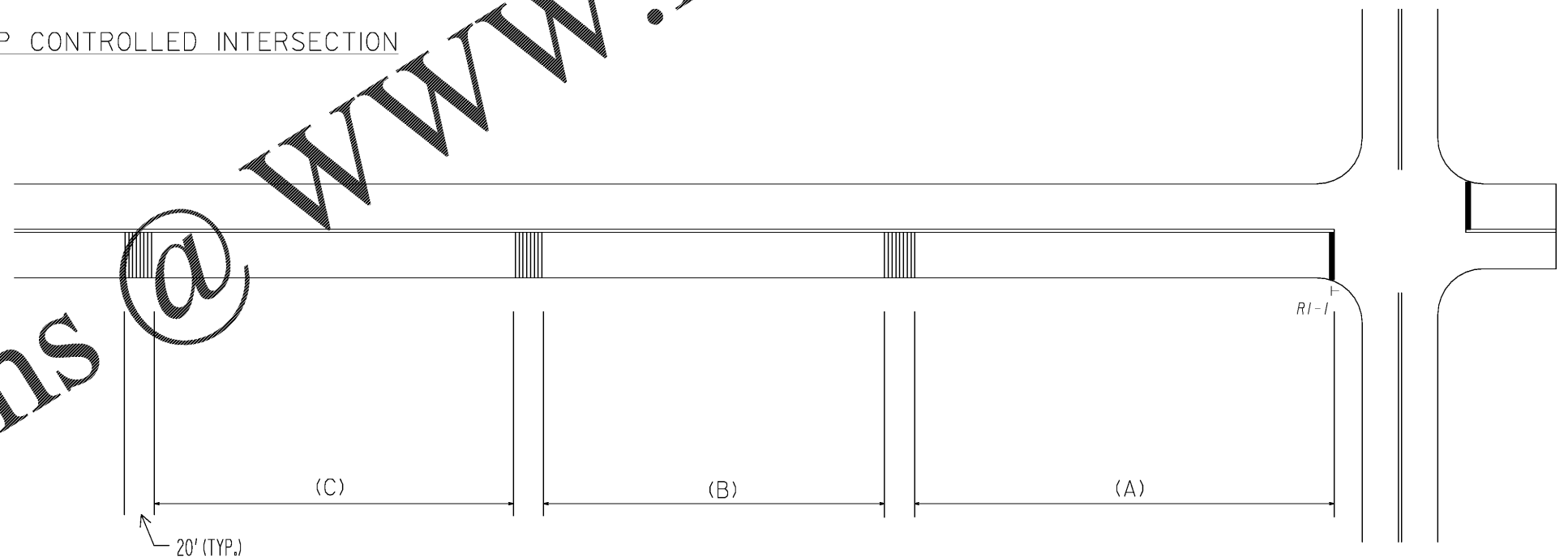
ROUNDABOUT



GENERAL NOTES

1. FORM SHALL BE FULL WIDTH OF LANE. (NOTE: NOT TO EXCEED CENTER LINE OR EDGE LINE PAVEMENT MARKINGS INCLUDING, IF APPLICABLE, RAISED PAVEMENT MARKERS). FOR MULTILANE APPROACHES, RUMBLE STRIPS SHALL BE PLACED ACROSS BOTH LANES.
2. SEE SECTION 429 OF THE CURRENT EDITION OF THE STANDARD SPECIFICATIONS CONSTRUCTION OF TRANSPORTATION SYSTEMS FOR MATERIALS, CONSTRUCTION REQUIREMENTS, MEASUREMENT, AND PAYMENT.
3. FORM SHOWN FOR REQUIRED SIZE AND SPACING OF RUMBLE STRIPS. OTHER MATERIALS FOR CONSTRUCTION OF FORM MAY BE USED AS APPROVED BY THE ENGINEER.
4. THERMOPLASTIC REFLECTORIZED PAVEMENT MARKING COMPOUND RUMBLE STRIPS SHALL BE USED ON APPROACHES WITH 50 MPH OR GREATER SPEED LIMIT. FOR APPROACHES WITH SPEED LIMITS LESS THAN 50 MPH THERMOPLASTIC REFLECTORIZED PAVEMENT MARKING COMPOUND MAY BE USED IN LIEU OF ASPHALTIC CONCRETE IF APPROVED BY THE DISTRICT MAINTENANCE ENGINEER.

STOP CONTROLLED INTERSECTION



SPEED LIMIT	(A)	(B)	(C)
40 MPH	200'	325'	475'
45 MPH		325'	550'
50 MPH		375'	625'
55 MPH	300'	450'	700'
60 MPH		500'	775'
65 MPH		550'	850'

02-04-19	ADD ROUNDABOUT DTL.	02-04-19	DEPARTMENT OF TRANSPORTATION STATE OF GEORGIA
4-08-03	ADJUSTED W3-1g SIGN LOC.	4-08-03	CONSTRUCTION DETAILS
	CHANGED LANE WIDTH OF RUMBLE STRIP. GEN. NOTES		RUMBLE STRIPS: ROUNDABOUTS AND STOP CONTROLLED INTERSECTIONS
3-31-00	CHANGED R1-SIGN TO 36 IN. REVISION	3-31-00	NO SCALE
			JANUARY 2000
BY	DESIGNED _____	NUMBER	T-19
	DRAWN _____		
	TRACED _____		
	CHECKED _____		

DRAWINGS ARE NOT TO SCALE