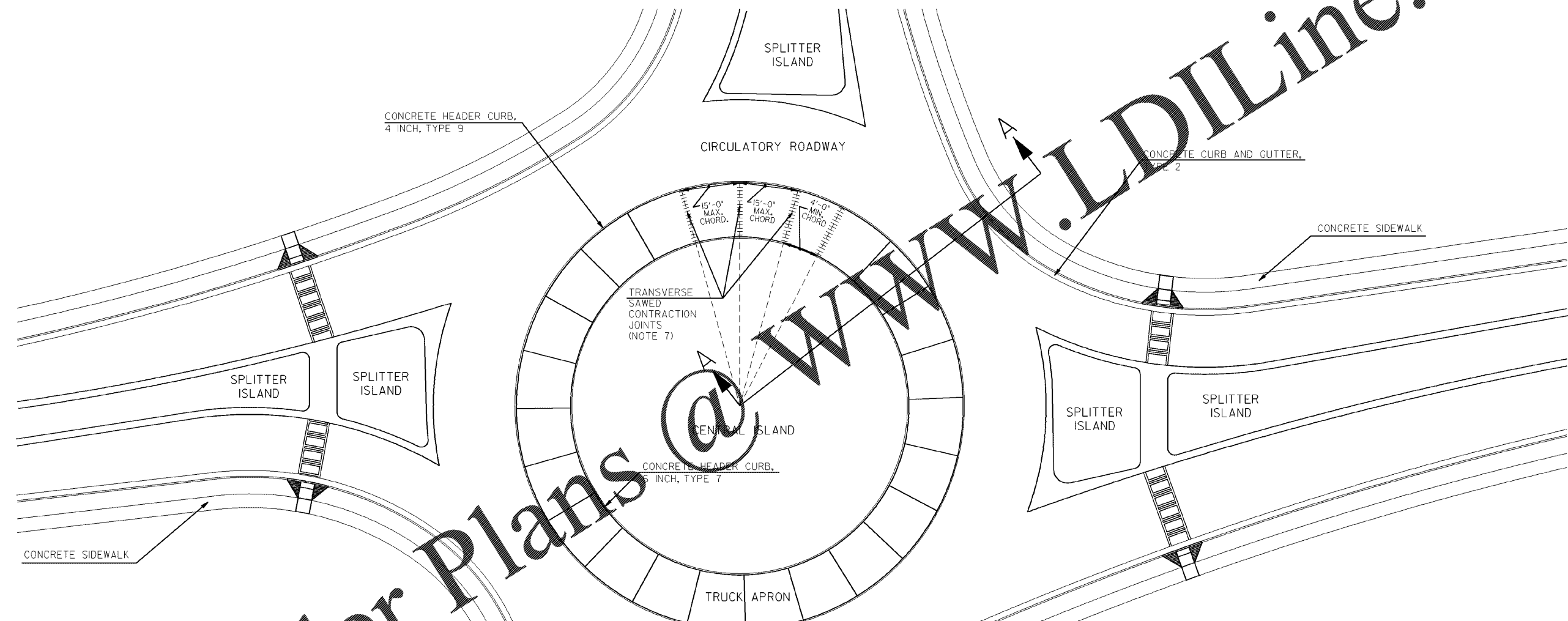
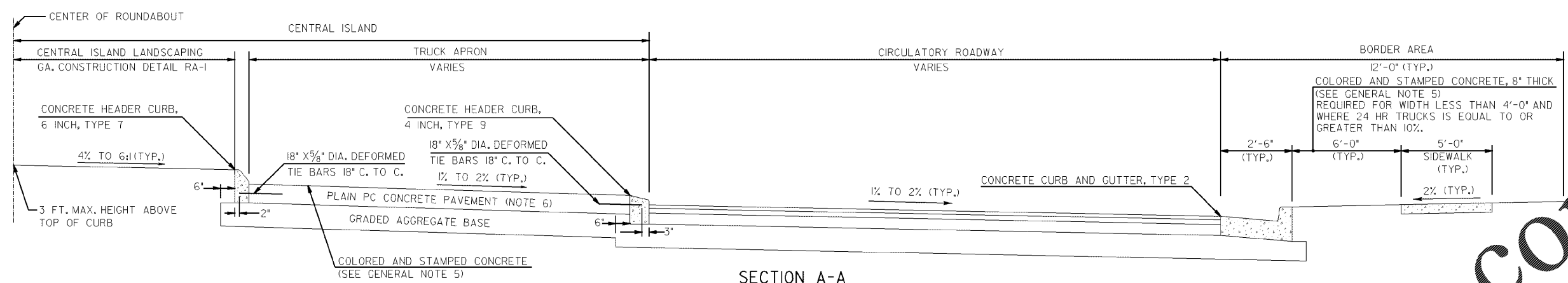



STATE	PROJECT NUMBER	SHEET NO.	TOTAL SHEETS
GA.			



- GENERAL NOTES:
1. GEORGIA STANDARD SPECIFICATIONS CURRENT EDITION, AND SUPPLEMENTS THERE TO.
 2. USE THIS STANDARD FOR SINGLE-LANE AND MULTI-LANE ROUNDABOUTS WHERE CIRCULATORY ROADWAY PAVING IS ASPHALT CONCRETE.
 3. REFER TO PLANS FOR SECTION A-A SLOPES AND DIMENSIONS SHOWN AS VARIES OR TYPICAL, AND FOR CIRCULATORY ROADWAY PAVEMENT SCHEDULE.
 4. SEE GA. STANDARD 9032-B FOR CONCRETE CURB AND GUTTER, HEADER CURBS, AND SPLITTER ISLANDS (CONCRETE MEDIANS). SEE GA. CONSTRUCTION DETAILS A-3 AND A-4 FOR WHEELCHAIR RAMPS AND CROSSWALK DETAILS.
 5. STAMPED CONCRETE SHALL BE RED WITH COBBLE PATTERN UNLESS OTHERWISE SPECIFIED ON PLANS.
 6. CONCRETE TRUCK APRON SHALL BE 10" THICK UNLESS OTHERWISE SPECIFIED ON PLANS.
 7. CONTRACTION JOINTS SHALL BE EQUALLY SPACED. THE OUTSIDE CHORD SHALL BE LESS THAN OR EQUAL TO 15'-0", THE INSIDE CHORD SHALL BE GREATER THAN OR EQUAL TO 4'-0". IF TRUCK APRON IS WIDER THAN 14', LONGITUDINAL SAWED JOINTS, SEALS AND TIE-BARS ARE REQUIRED, SEE GA. STANDARD 5046-H FOR ADDITIONAL PORTLAND CEMENT CONCRETE PAVING JOINT DETAILS.



DATE		DEPARTMENT OF TRANSPORTATION STATE OF GEORGIA	
REVISION		CONSTRUCTION DETAIL ROUNDABOUT TYPICAL SECTION ASPHALTIC CONCRETE CIRCULATORY ROADWAY	
BY		NO SCALE	JANUARY 2012
		NUMBER RA-2	