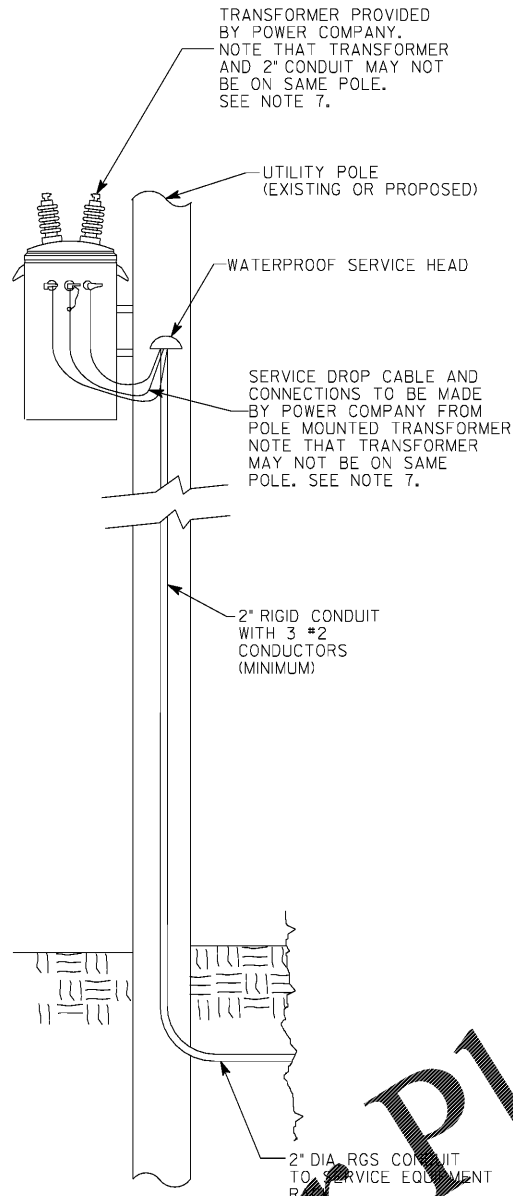
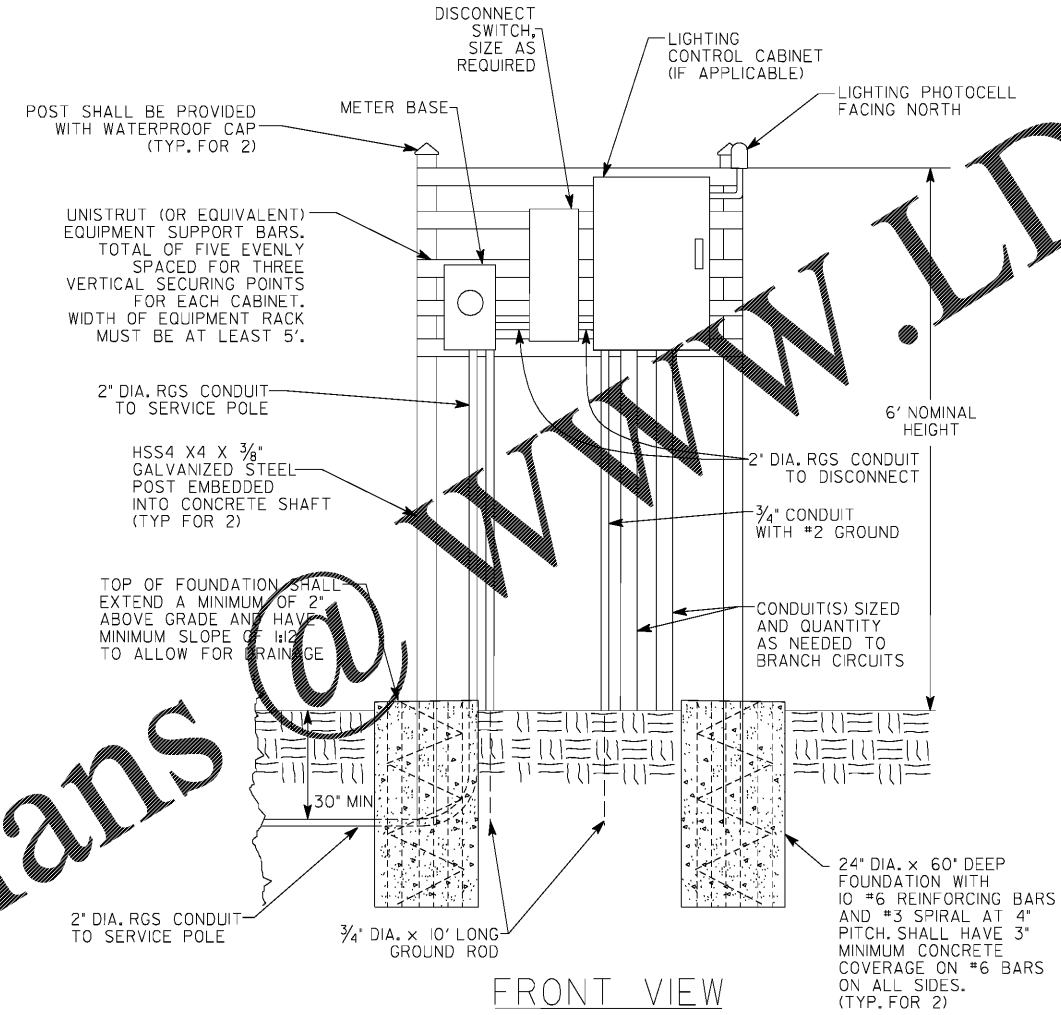


**NOTES:**

- CABINETS SHALL BE PRIMED AND PAINTED. THE EXTERIOR SHALL HAVE TWO EPOXY FINISH COATS OF ANSI-61 GRAY. THE INTERIOR SHALL BE PAINTED WHITE.
- CABINETS SHALL BE A MINIMUM OF 36" H X 20" W X 15" D, FABRICATED FROM ALUMINUM WITH A MINIMUM THICKNESS OF 0.125", RATED NEMA TYPE 4X AND HAVE A MOUNTING BACK PLATE.
- CABINET DOORS SHALL HAVE A CONTINUOUS HINGE THAT IS BOLTED TO THE CABINET AND DOOR WITH 1/4"-20 STAINLESS STEEL CARRIAGE BOLTS AND NY-LOCK NUTS. THE HINGE SHALL BE INSTALLED ON THE RIGHT SIDE WHEN FACING THE CABINET AND BE MADE OF STAINLESS STEEL WITH A 0.25" DIAMETER STAINLESS STEEL HINGE PIN. THE HINGE PIN SHALL BE CAPPED TOP AND BOTTOM BY WELD TO RENDER IT TAMPER-PROOF. CABINETS SHALL HAVE A GASKET THAT FORMS A WEATHER-TIGHT SEAL BETWEEN THE CABINET AND DOOR. THE DOOR LATCHING MECHANISM SHALL BE THE 3-POINT DRAW ROLLER TYPE. WHEN THE DOOR IS CLOSED AND LATCHED, IT WILL BE LOCKED. THE LATCHING HANDLE SHALL BE FABRICATED FROM A 0.75" STAINLESS STEEL ROUND BAR AND SHALL HAVE A PROVISION FOR PADLOCKING IN THE CLOSED POSITION.
- CABINETS SHALL BE EQUIPPED WITH TWO ADJUSTABLE MOUNTING CHANNELS WELDED ON BOTH SIDE WALLS AND BACK WALL OF THE ENCLOSURE, ALLOWING VERSATILE POSITIONING OF SHELVES OR PANELS. MOUNTING CHANNELS SHALL BE FACTORY PAINTED SAME COLOR AS INTERIOR OF CABINET.
- CABINET DOORS SHALL NOT HAVE COMPARTMENT DOOR COUVERS.
- CABINETS, METER HOUSING, STEEL POSTS, CONCRETE, REBAR, UNISTRUT, GROUND RODS, GROUND WIRES, AND GROUND CONNECTIONS SHALL BE INCLUDED IN THE COST OF SERVICE POINT PAY ITEM.
- CONTRACTOR TO OBTAIN PERMISSION FROM POWER COMPANY TO ATTACH CONDUIT TO WOOD POLE. IF PERMISSION IS NOT OBTAINED, CONTRACTOR SHALL PROVIDE ADDITIONAL WOOD POLE TO INSTALL SERVICE POLE RISER. BOTH SERVICE POLE RISER AND ADDITIONAL WOOD POLE CONSIDERED INCIDENTAL TO SERVICE POINT PAY ITEM.
- ALL EQUIPMENT SHALL BE GROUND AND BONDED IN ACCORDANCE WITH THE NATIONAL ELECTRICAL CODE AND THE NATIONAL ELECTRICAL SAFETY CODE.
- ALL CONDUIT SHOWN SHALL BE RIGID GALVANIZED STEEL, UNLESS OTHERWISE SPECIFIED.

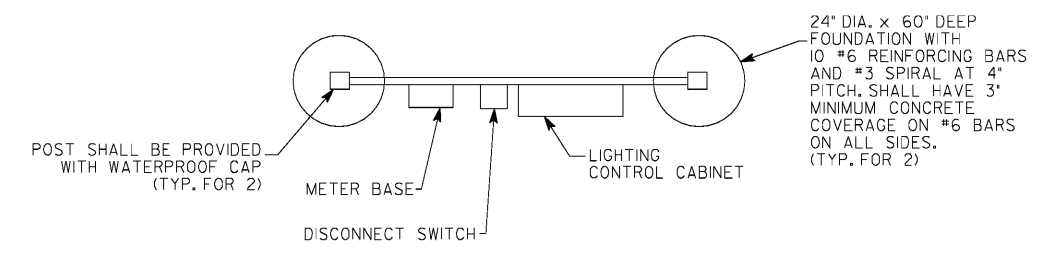


SERVICE POLE DETAIL



FRONT VIEW

ELECTRICAL SERVICE EQUIPMENT RACK



TOP VIEW

Order Plans @



NOT TO SCALE

REVISION DATES		LIGHTING PLANS	
		1-85 @ SR 18 & SR 18 @ SR 103	
		SERVICE PEDESTAL DETAIL	
CHECKED:	DATE:	DRAWING No.	
BACKCHECKED:	DATE:	25-0018	
CORRECTED:	DATE:		
VERIFIED:	DATE:		