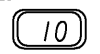
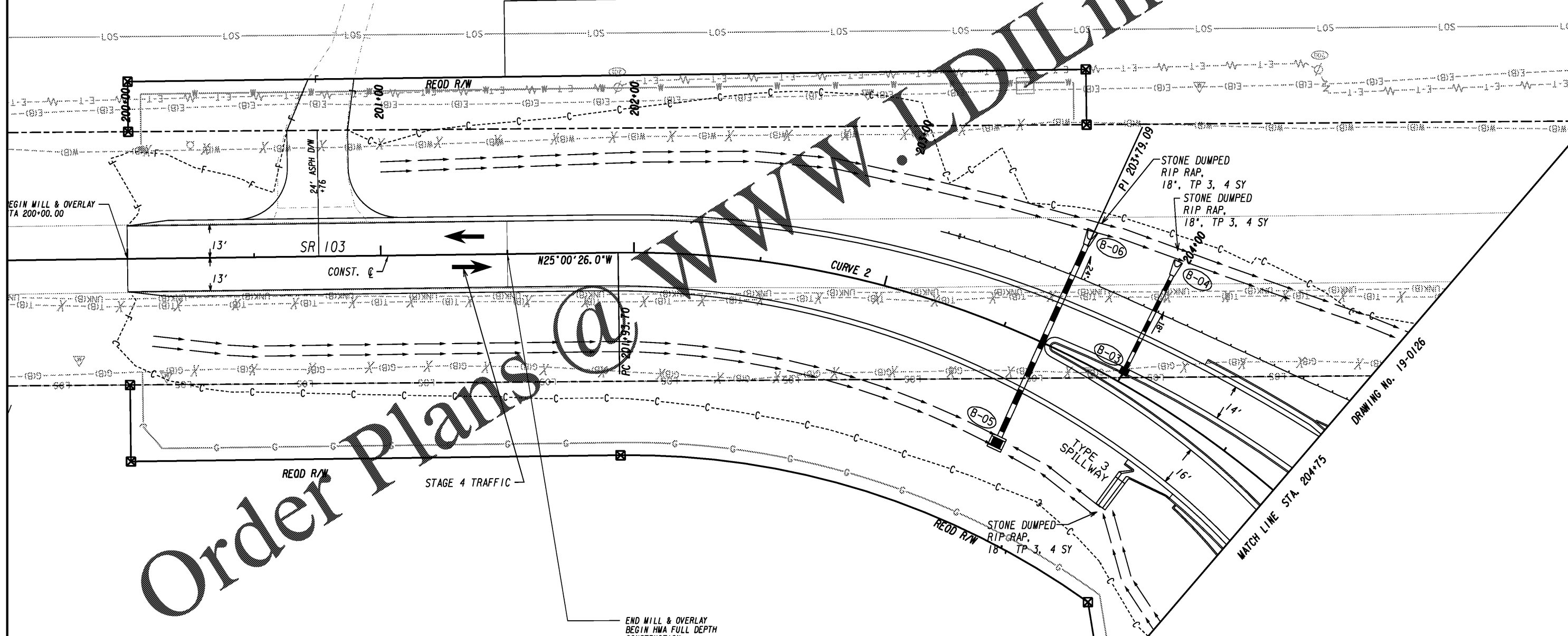


ROSEHILL FARM LIMITED PARTNERS
SEE SHEET 18



ESMT FOR CONSTRUCTION & MAINTENANCE OF SLOPES



Order Plans @ www.dilvine.com

www.dilvine.com

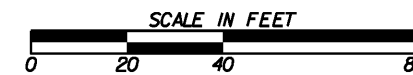
ROSEHILL FARM LIMITED PARTNERS
SEE SHEET 18
10

LEGEND

| | |
|---------------------------------|--|
| PAVEMENT REMOVAL | |
| TEMPORARY CONSTRUCTION PAVEMENT | |
| PERMANENT CONSTRUCTION | |
| CONCRETE MEDIAN CONSTRUCTION | |
| MILL & OVERLAY CONSTRUCTION | |
| OPEN LANES OF TRAFFIC | |

Kimley»Horn

Engineering, Planning, and Environmental Consultants
Suite 350, 3930 East Jones Bridge Road
Peachtree Corners, Georgia 30092



REVISION DATES

| NO. | DATE | DESCRIPTION |
|-----|------|-------------|
| | | |
| | | |
| | | |
| | | |

CONSTRUCTION STAGING PLAN
I-85 @ SR 18 & SR 18 @ SR 103
STAGE 4

| | | |
|--------------|-------|-------------|
| CHECKED: | DATE: | DRAWING No. |
| BACKCHECKED: | DATE: | 19-0128 |
| CORRECTED: | DATE: | |
| VERIFIED: | DATE: | |