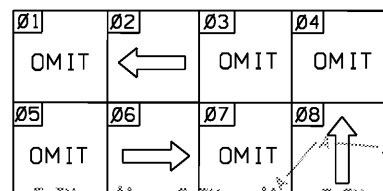
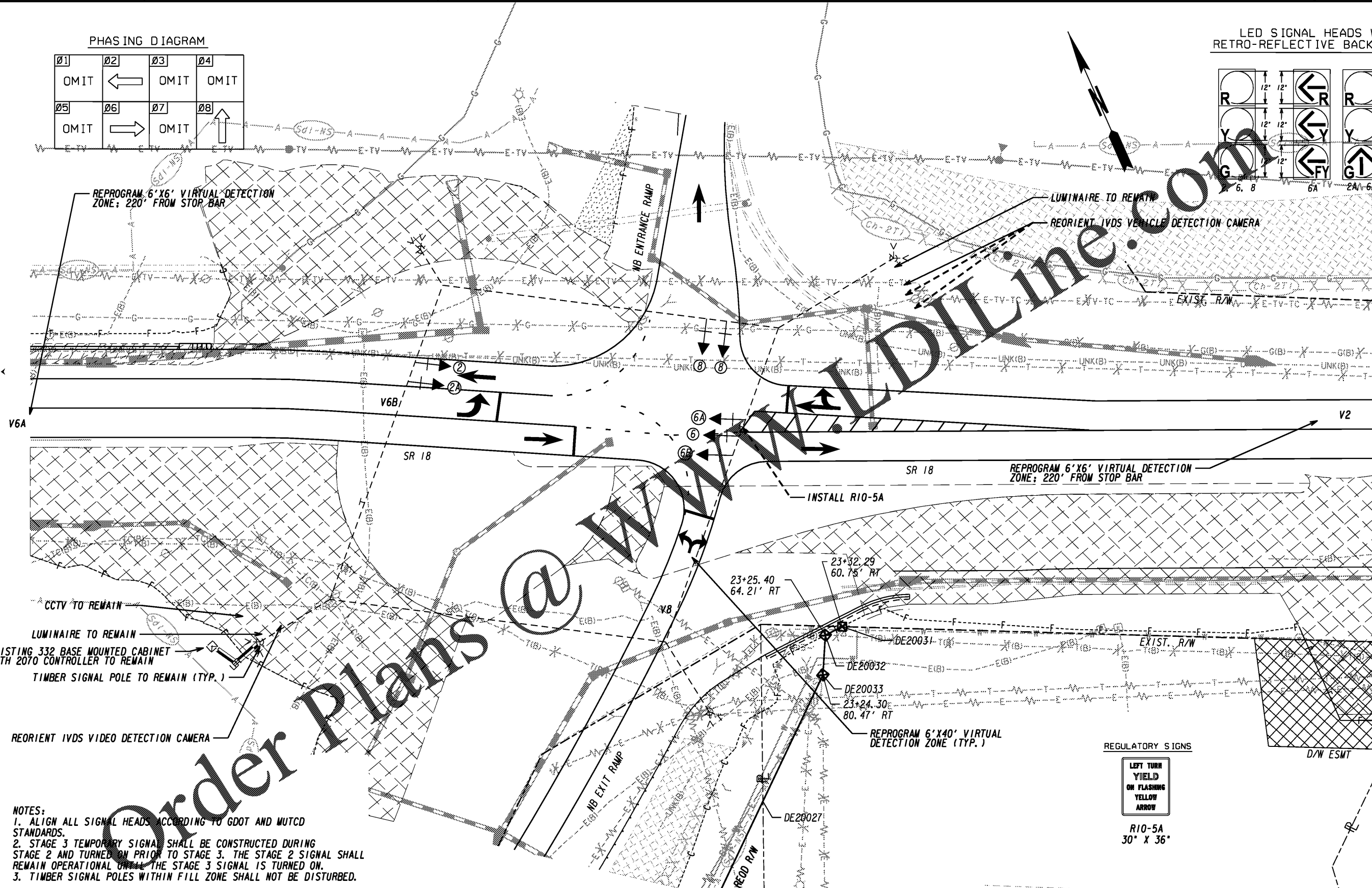
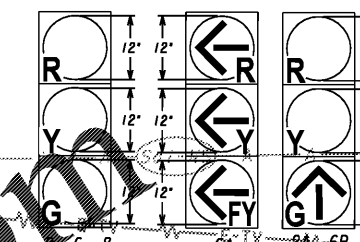


PHASING DIAGRAM



LED SIGNAL HEADS WITH RETRO-REFLECTIVE BACK PLATES



CCTV TO REMAIN
 LUMINAIRE TO REMAIN
 EXISTING 332 BASE MOUNTED CABINET WITH 2070 CONTROLLER TO REMAIN
 TIMBER SIGNAL POLE TO REMAIN (TYP.)

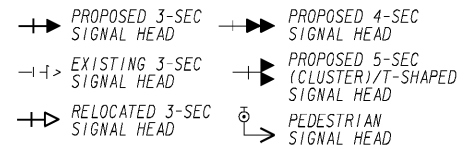
- NOTES:
1. ALIGN ALL SIGNAL HEADS ACCORDING TO GDOT AND MUTCD STANDARDS.
 2. STAGE 3 TEMPORARY SIGNAL SHALL BE CONSTRUCTED DURING STAGE 2 AND TURNED ON PRIOR TO STAGE 3. THE STAGE 2 SIGNAL SHALL REMAIN OPERATIONAL UNTIL THE STAGE 3 SIGNAL IS TURNED ON.
 3. TIMBER SIGNAL POLES WITHIN FILL ZONE SHALL NOT BE DISTURBED.

REGULATORY SIGNS

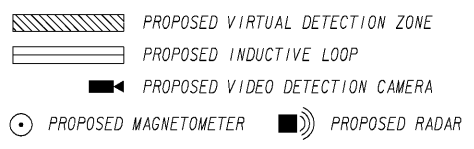


R10-5A
 30" X 36"

SIGNAL LEGEND

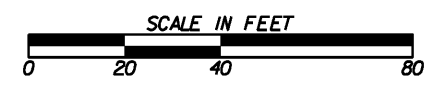


DETECTION LEGEND



Kimley»Horn

Engineering, Planning, and Environmental Consultants
 Suite 350, 3930 East Jones Bridge Road
 Peachtree Corners, Georgia 30092



REVISION DATES

NO.	DATE	DESCRIPTION

CONSTRUCTION STAGING PLAN

**1-85 @ SR 18 & SR 18 @ SR 103
 STAGE 3 TRAFFIC SIGNAL**

CHECKED:	DATE:	DRAWING No.
BACKCHECKED:	DATE:	19-0090 TS
CORRECTED:	DATE:	
VERIFIED:	DATE:	