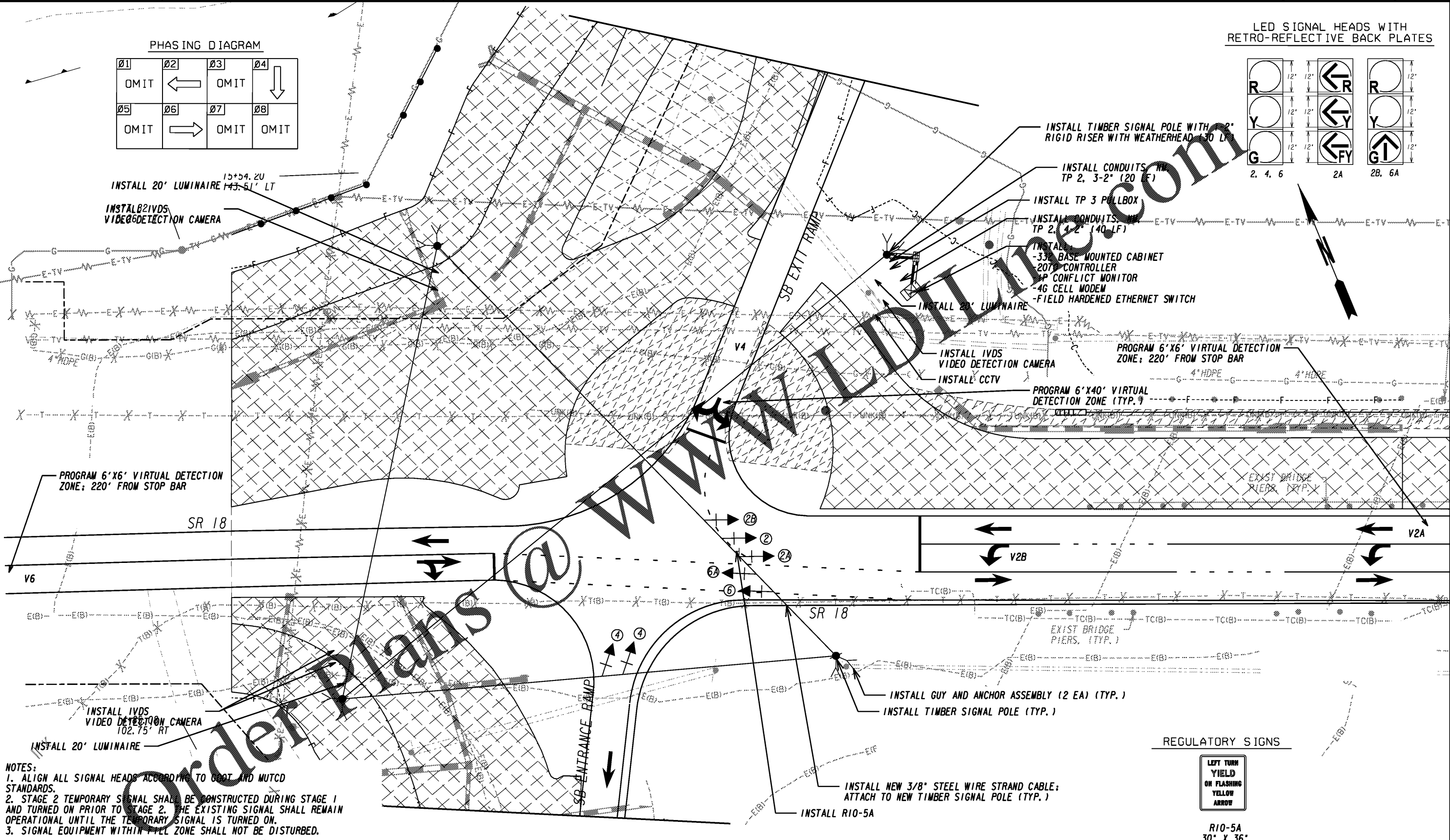
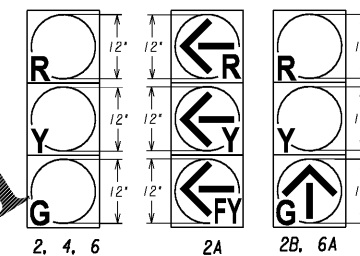


PHASING DIAGRAM

Ø1	Ø2	Ø3	Ø4
OMIT	←	OMIT	↓
Ø5	Ø6	Ø7	Ø8
OMIT	→	OMIT	OMIT

LED SIGNAL HEADS WITH RETRO-REFLECTIVE BACK PLATES



NOTES:

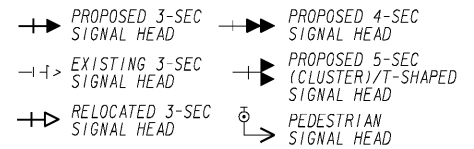
- ALIGN ALL SIGNAL HEADS ACCORDING TO GDOT AND MUTCD STANDARDS.
- STAGE 2 TEMPORARY SIGNAL SHALL BE CONSTRUCTED DURING STAGE 1 AND TURNED ON PRIOR TO STAGE 2. THE EXISTING SIGNAL SHALL REMAIN OPERATIONAL UNTIL THE TEMPORARY SIGNAL IS TURNED ON.
- SIGNAL EQUIPMENT WITHIN PPEL ZONE SHALL NOT BE DISTURBED.

REGULATORY SIGNS

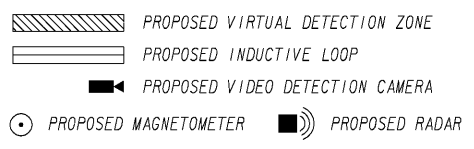


R10-5A 30" X 36"

SIGNAL LEGEND

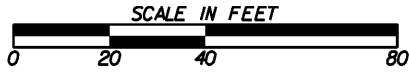


DETECTION LEGEND



Kimley»Horn

Engineering, Planning, and Environmental Consultants Suite 350, 3930 East Jones Bridge Road Peachtree Corners, Georgia 30092



REVISION DATES

CONSTRUCTION STAGING PLAN

I-85 @ SR 18 & SR 18 @ SR 103 STAGE 2 TRAFFIC SIGNAL

CHECKED:	DATE:	DRAWING No.
BACKCHECKED:	DATE:	19-0045 TS
CORRECTED:	DATE:	
VERIFIED:	DATE:	