

GENERAL SHEET NOTES


- 1. SEE SHEET E-001 FOR ELECTRICAL GENERAL NOTES.
- 2. SEE SHEET E-002 FOR ABBREVIATIONS AND LEGEND.



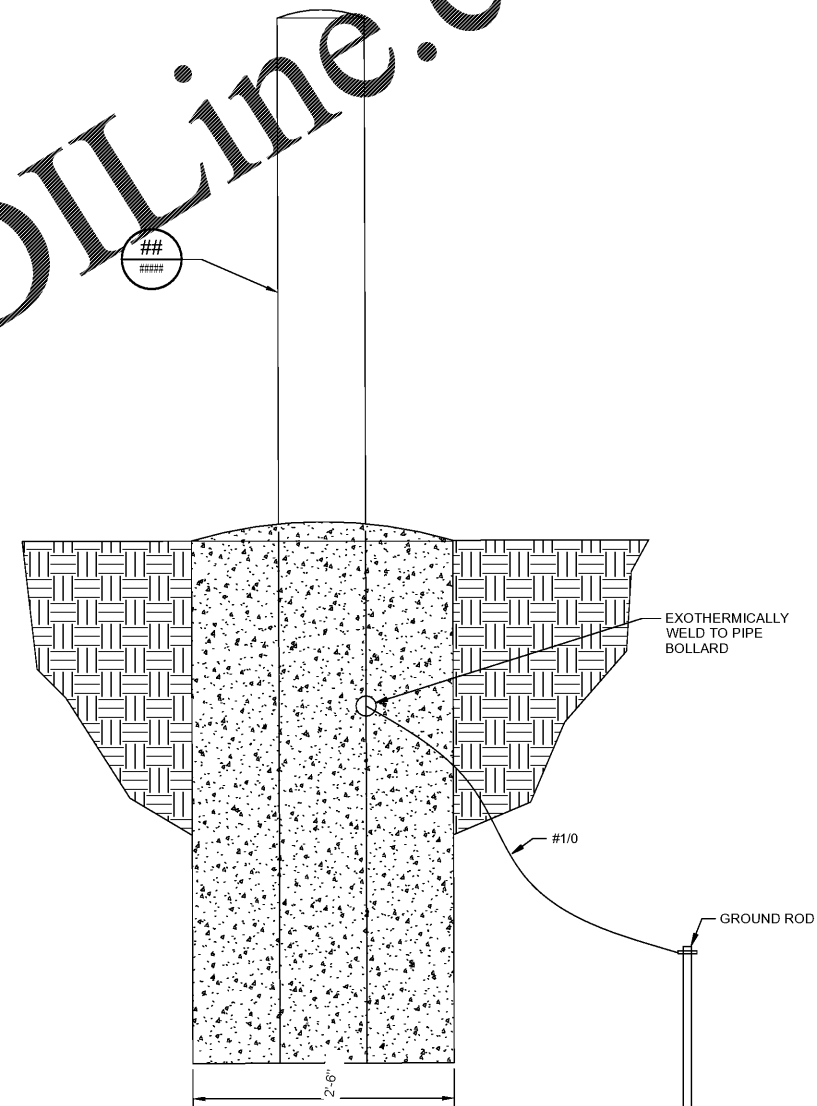
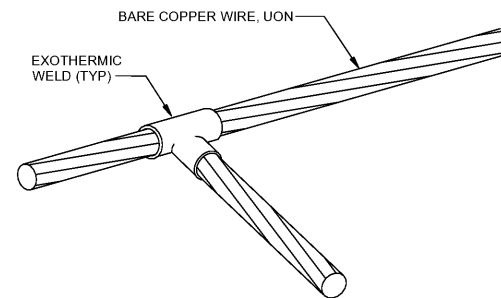
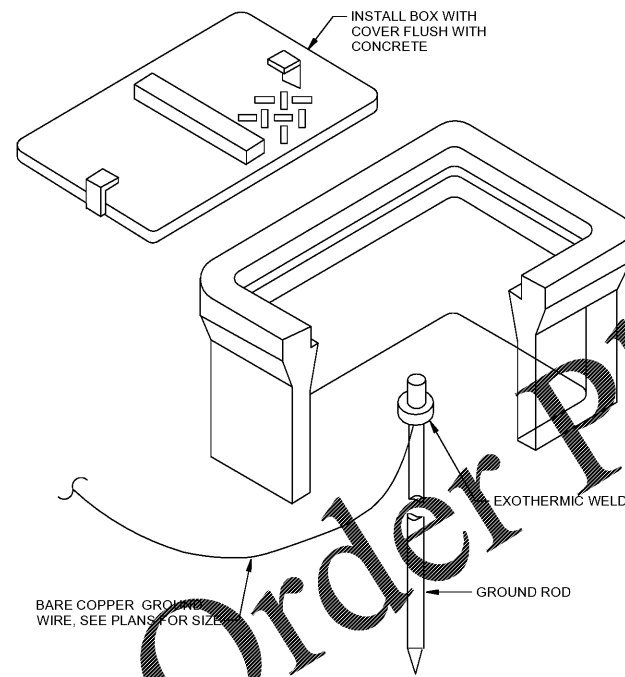
Mark	Description	Date	Appr

GEORGIA PORTS AUTHORITY  
 GCT CAPACITY IMPROVEMENTS - PHASE 2  
 ELECTRICAL GROUNDING  
 DETAILS (SHEET 2 OF 2)

Designed by:	JAG	Date:	12/21/20
Drawn by:	BRL	M&M Project No.:	5531-264B
Reviewed by:	JHP	GPA Project No.:	1910-1011C
Submitted by:	MOFFATT & NICHOLS	Drawing Scale:	AS NOTED
Project:			2 EAST BRYAN ST., STE 501 SAVANNAH, GA 31401 912.231.0044
Client:			2 EAST BRYAN ST., STE 501 SAVANNAH, GA 31401 912.231.0044
Contract No.:			912.231.0044
Revision:			1910-1011C
Submitted by:			MOFFATT & NICHOLS
Project:			2 EAST BRYAN ST., STE 501 SAVANNAH, GA 31401 912.231.0044
Contract No.:			912.231.0044
Revision:			1910-1011C
Submitted by:			MOFFATT & NICHOLS



Sheet Reference No.  
**E-502**  
 INDEX: OF



NOTES  
 REQUIRED FOR ALL BOLLARDS WITHIN 10' OF ELECTRICAL EQUIPMENT.

Order Plans @ www.LDILine.com

**BID ISSUE**  
 ISSUED: 2021-02-03  
 NOT TO BE USED FOR CONSTRUCTION  
 DRAWING SCALES SHOWN BASED ON 22"x34" DRAWING

File: Q15V16531-264-2020 Capacity Improvements600 CADD\Acheiv\_Phase2\2020 Prop\_Electrical\2021-E-502 - Plotted: 2/3/2021 12:35 AM by GREGG, ALAN; Saved: 2/2/2021 4:17 PM by AGREGG