

MATCH LINE - SEE SHEET E-109 FOR CONTINUATION

**GENERAL SHEET NOTES**

- 1. SEE SHEET E-001 FOR ELECTRICAL GENERAL NOTES.
- 2. SEE SHEET E-002 FOR ABBREVIATIONS AND LEGEND.



No.	Date	Description

GEORGIA PORTS AUTHORITY GCT CAPACITY IMPROVEMENTS - PHASE 2	ELECTRICAL PLAN
--	-----------------

Rev.	Date	Description

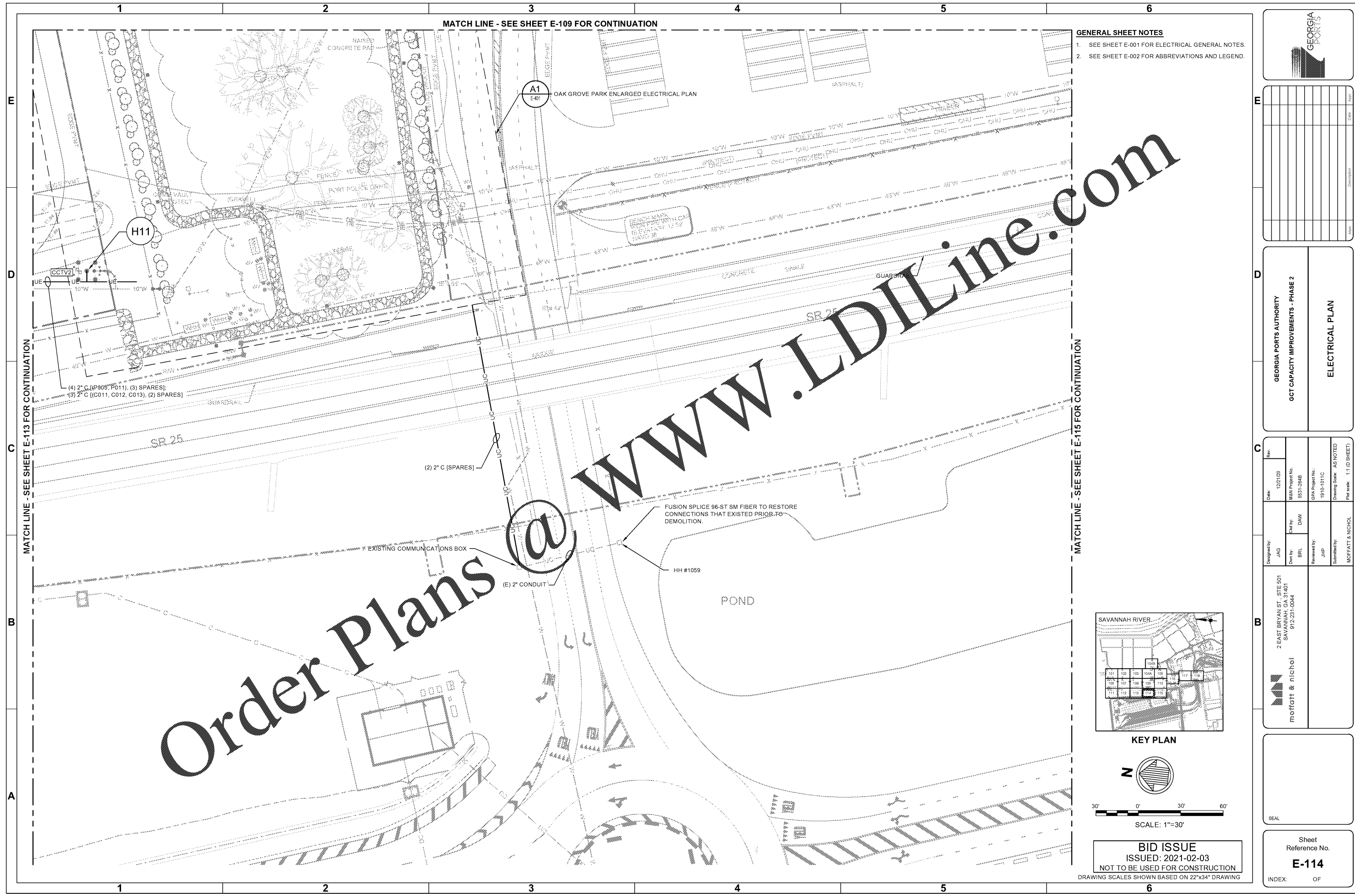
Designed by: JAG	Date: 12/07/20
Dwn by: BRL	M&M Project No: 5531-264B
Reviewed by: JHP	G&A Project No: 1910-1011C
Submitted by: MOFFATT & NICHOL	Drawing Scale: AS NOTED
2 EAST BRYAN ST., STE 601 SAVANNAH, GA 31401 912.231.0044 moffatt & nichol	Plot scale: 1" = 30'

SEAL

Sheet Reference No.  
**E-114**

INDEX: OF

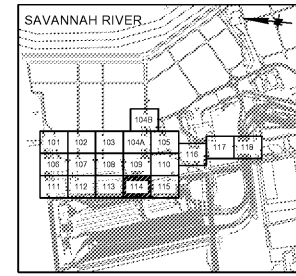
www.LDILine.com



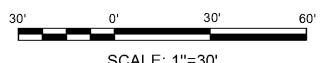
MATCH LINE - SEE SHEET E-113 FOR CONTINUATION

MATCH LINE - SEE SHEET E-115 FOR CONTINUATION

Order Plans @



KEY PLAN



SCALE: 1"=30'

**BID ISSUE**  
ISSUED: 2021-02-03  
NOT TO BE USED FOR CONSTRUCTION

DRAWING SCALES SHOWN BASED ON 22"x34" DRAWING

File: Q:\15\5531-264\_2020 Capacity Improvements\600 CADD\Aerial\_Phase2\2020 Post\_Elec\5531-264E-114\_Plot.dwg, 2/3/2021 12:29 AM, by GREGG, ALAN, Saved: 2/3/2021 12:02 PM by BUCKEY