

MATCH LINE - SEE SHEET E-107 FOR CONTINUATION

GENERAL SHEET NOTES

- 1. SEE SHEET E-001 FOR ELECTRICAL GENERAL NOTES.
- 2. SEE SHEET E-002 FOR ABBREVIATIONS AND LEGEND.



| DATE | DESCRIPTION |
|------|-------------|
| | |
| | |
| | |
| | |
| | |
| | |
| | |
| | |
| | |
| | |
| | |
| | |
| | |
| | |
| | |
| | |
| | |
| | |
| | |
| | |
| | |

GEORGIA PORTS AUTHORITY
GCT CAPACITY IMPROVEMENTS - PHASE 2
ELECTRICAL PLAN

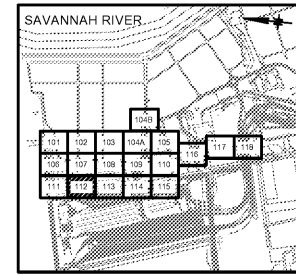
| | |
|----------------------------------|--|
| Designed by: JAG | Date: 12/01/20 |
| Dwn by: BRL | MMI Project No: 5531-264B |
| Reviewed by: JHP | GPA Project No: 1910-1011C |
| Submitted by: MOFATT & NICHOL | Drawing Scale: AS NOTED Plot scale: 1" = 30' |

2 EAST BRYAN ST., STE. 601
SAVANNAH, GA 31401
912.231.0044

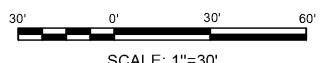
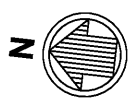
moftatt & nichol

SEAL

Sheet Reference No.
E-112
INDEX: OF



KEY PLAN



SCALE: 1"=30'

BID ISSUE
ISSUED: 2021-02-03
NOT TO BE USED FOR CONSTRUCTION

DRAWING SCALES SHOWN BASED ON 22"x34" DRAWING



MATCH LINE - SEE SHEET E-111 FOR CONTINUATION

MATCH LINE - SEE SHEET E-113 FOR CONTINUATION