

Order Plans @ www.LDILine.com

KEYNOTES

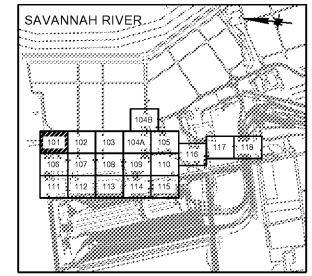
1. PROVIDE 600A DEAD BREAK ELBOWS ON END OF CONDUCTORS. COORDINATE WITH GEORGIA POWER TO TERMINATE CONDUCTORS TO PAD-MOUNTED SWITCHGEAR.

GENERAL SHEET NOTES

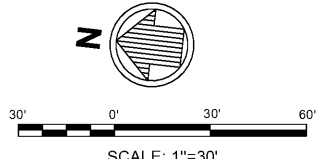
1. SEE SHEET E-001 FOR ELECTRICAL GENERAL NOTES.
2. SEE SHEET E-002 FOR ABBREVIATIONS AND LEGEND.

MATCH LINE - SEE SHEET E-102 FOR CONTINUATION

MATCH LINE - SEE SHEET E-106 FOR CONTINUATION




KEY PLAN



BID ISSUE
ISSUED: 2021-02-03
NOT TO BE USED FOR CONSTRUCTION

DRAWING SCALES SHOWN BASED ON 22"x34" DRAWING



Description	Date	Author

GEORGIA PORTS AUTHORITY	
GCT CAPACITY IMPROVEMENTS - PHASE 2	
ELECTRICAL PLAN	

Designed by: JAG	Date: 12/21/20	Rev:	
Drawn by: BRL	M&M Project No: 5531-264B		
Reviewed by: JHP	GPA Project No.: 1910-1011C		
Submitted by: MOFFATT & NICHOL	Drawing Scale: AS NOTED		
	Plot scale: 1:1 (0 SHEET)		

2 EAST BRYAN ST., STE 501
SAVANNAH, GA 31401
912.231.0044

moffatt & nichol

SEAL

Sheet Reference No.
E-101

INDEX: OF