

MATCH LINE - SEE SHEET ED-104A FOR CONTINUATION

**KEYNOTES**

- PULL FIBER OPTIC CABLING BACK TO HH-EX1. PROTECT AND PREPARE FOR RE-INSTALLATION.
- DEMOLISH EXISTING QUARTZITE TIER 22 ENCLOSURE 'HH-EX1'. PREPARE AREA FOR NEW TRAFFIC-RATED ENCLOSURE INDICATED ON SHEET E-109.
- DEMOLISH EXISTING QUARTZITE TIER 22 ENCLOSURE 'HH-CBP-EX1'. PREPARE AREA FOR NEW TRAFFIC-RATED ENCLOSURE INDICATED ON SHEET E-109.
- PULL FIBER OPTIC CABLING (24-ST SM) FROM LCP BACK TO HH-EX1. PROTECT AND PREPARE FOR RE-INSTALLATION.
- REMOVE EXISTING COMMUNICATIONS HANDHOLE TO NE RELOCATED (SEE SHEET E-401).
- REMOVE EXISTING ELECTRICAL RACK AND ELECTRICAL PANELS TO BE RELOCATED (SEE SHEET E-401).

**GENERAL SHEET NOTES**

- SEE SHEET E-001 FOR ELECTRICAL GENERAL NOTES.
- SEE SHEET E-002 FOR ABBREVIATIONS AND LEGEND.



Rev	Date	Description


GEORGIA PORTS AUTHORITY  
GCT CAPACITY IMPROVEMENTS - PHASE 2

**ELECTRICAL  
DEMOLITION PLAN**

Designed by: JAG	Date: 12/01/20	Rev:
Dwn by: BRL	MAN Project No: 5531-264B	
Reviewed by: JHP	GPA Project No: 1910-1011C	
Submitted by: MOFFATT & NICHOLS	Drawing Scale: AS NOTED	Plot scale: 1" = 30'

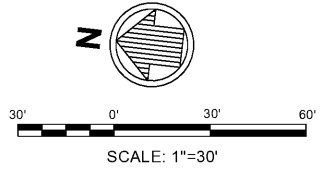
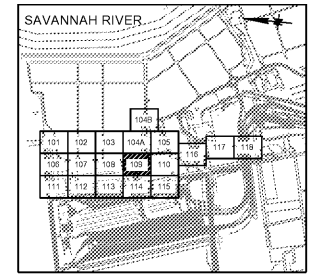
2 EAST BRYAN ST., STE 601  
SAVANNAH, GA 31401  
912.231.0044

**motcott & nichols**



Sheet Reference No.  
**ED-109**

INDEX:            OF



**BID ISSUE**  
ISSUED: 2021-02-03  
NOT TO BE USED FOR CONSTRUCTION

DRAWING SCALES SHOWN BASED ON 22"x34" DRAWING



MATCH LINE - SEE SHEET ED-108 FOR CONTINUATION

MATCH LINE - SEE SHEET ##### FOR CONTINUATION

MATCH LINE - SEE SHEET ED-114 FOR CONTINUATION

Order Plans @ [www.LDILine.com](http://www.LDILine.com)