

Order Plans @ [www.JDLine.com](http://www.JDLine.com)

MATCH LINE - SEE SHEET CG106 FOR CONTINUATION

NOTES

- EXISTING DIRECTIONAL DRILLED MEDIUM VOLTAGE DUCT BANK.
- UNIFORMLY GRADE PROPOSED EDGE OF PAVEMENT BETWEEN T/P 9.63 AND EXISTING T/P.

ABBREVIATIONS

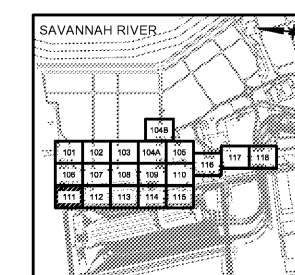
MV MEDIUM VOLTAGE

POINT TABLE FOR 5.0 CONTOUR LINE

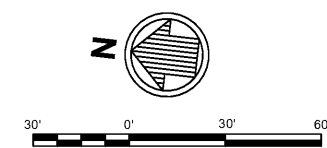
| NO. | RADIUS | NOTHING | EASTING |
|-----|--------|---------|---------|
| 1   | 23'-6" |         |         |
| 2   | 22'-6" |         |         |
| 3   | 43'-0" |         |         |
| 4   | 39'-6" |         |         |
| 5   | 15'-0" |         |         |
| 6   | 21'-6" |         |         |
| 7   | 75'-0" |         |         |

POINT TABLE FOR 8.0 CONTOUR LINE

| NO. | RADIUS  | NOTHING | EASTING |
|-----|---------|---------|---------|
| 8   | 4'-0"   |         |         |
| 9   | 100'-0" |         |         |



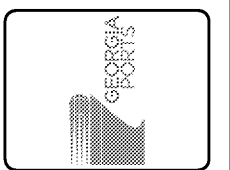
KEY PLAN



SCALE: 1"=30'

ISSUED FOR BID  
2021/02/03  
NOT TO BE USED FOR CONSTRUCTION

DRAWING SCALES SHOWN BASED ON 22"x34" DRAWING



| Rev. | Date       | Description |
|------|------------|-------------|
| 0    | 02/02/2021 | JHP         |

GEORGIA PORTS AUTHORITY  
GCT CAPACITY IMPROVEMENTS - PHASE 2  
PAVING, GRADING & DRAINAGE PLAN

|               |                  |                  |                |
|---------------|------------------|------------------|----------------|
| Designed by:  | JHP              | Date:            | 0              |
| Dwn by:       | JAH              | MM Project No.:  | 5531-264B      |
| Reviewed by:  |                  | GPA Project No.: | 1910-1011C     |
| Submitted by: | MOFFATT & NICHOL | Drawing Scale:   | AS NOTED       |
|               |                  | Plot scale:      | 1"=10' (SHEET) |

2 EAST BRYAN ST., STE. 501  
SAVANNAH, GA 31401  
912.231.0044  
moffatt & nichol

SEAL

Sheet Reference No.  
**CG111**  
INDEX: OF

File: C:\SV\5531-264\_2020 Capacity Improvements\600 CAD\21\_Arch1\_Phase2\_2020 Peak\_Cap\5531-264-CG111\_PlotSet\_23/02/2021 8:30 AM by JHL/MLM