

MATCH LINE - SEE SHEET CD104A FOR CONTINUATION

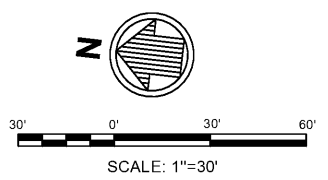
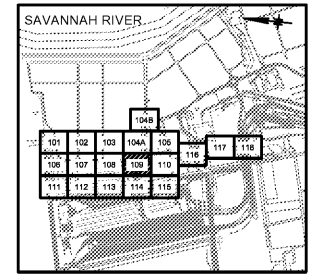
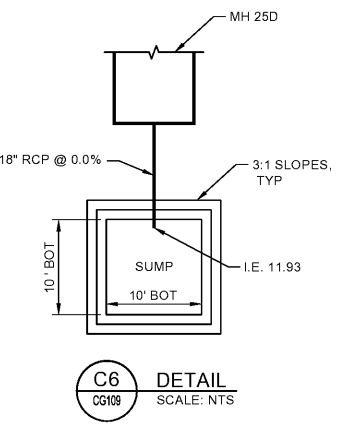
NOTES

- 1. SEE SHEET C-601 FOR STORMWATER STRUCTURE AND PIPE INFORMATION.
- 2. CONSTRUCT MH 25D ON EXISTING 72" RCP.

LEGEND


- APPROXIMATE LIMITS OF ASPHALT LEVELING MIX
- APPROXIMATE LIMITS OF DGAB LEVELING COURSE
- NEW PAVEMENT

MATCH LINE - SEE SHEET CD110 FOR CONTINUATION



ISSUED FOR BID
2021/02/03
NOT TO BE USED FOR CONSTRUCTION

DRAWING SCALES SHOWN BASED ON 22"x34" DRAWING



Date	Description	Issue For Bid
02/03/2021 <td>JHP <td>0</td> </td>	JHP <td>0</td>	0

GEORGIA PORTS AUTHORITY
GCT CAPACITY IMPROVEMENTS - PHASE 2
PAVING, GRADING & DRAINAGE PLAN

Designed By	Date	Rev
JHP		0

Drawn By	MM Project No.
JAH	5531-264B

Reviewed By	GPA Project No.
	1910-1011C

Submitted By	Drawing Scale	Plot Scale
MOFFATT & NICHOL	AS NOTED	1"=10' (SHEET)

2 EAST BRYAN ST., STE. 601
SAVANNAH, GA 31401
912.231.0044

moffatt & nichol

SEAL

Sheet Reference No.
CG109
INDEX: OF

Order Plans @ www.LDILine.com

www.LDILine.com

E
D
C
B
A

1 2 3 4 5 6

1 2 3 4 5 6

MATCH LINE - SEE SHEET CD114 FOR CONTINUATION

MATCH LINE - SEE SHEET CD108 FOR CONTINUATION

