

MATCH LINE - SEE SHEET CU104 FOR CONTINUATION

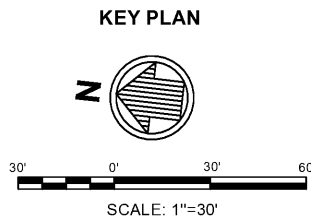
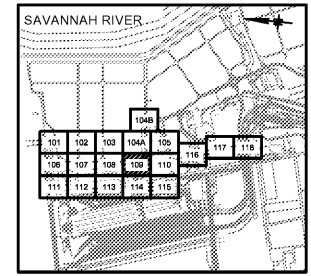
- NOTES**
1. SEE ELECTRICAL DRAWINGS FOR DUCT BANK (DB) CONTENTS, TYP.
  2. DUCT BANK TO PASS UNDER 6" WATER.
  3. DUCT BANK TO PASS UNDER 10" WATER.
  4. UNIFORMLY DEFLECT A MINIMUM OF TWO PIPE SEGMENTS.
  5. DUCT BANK TO PASS UNDER 8" WATER.



MATCH LINE - SEE SHEET CU110 FOR CONTINUATION

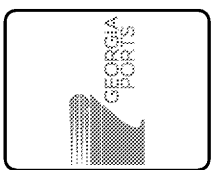
MATCH LINE - SEE SHEET CU108 FOR CONTINUATION

MATCH LINE - SEE SHEET CU114 FOR CONTINUATION



**ISSUED FOR BID**  
2021/02/03  
**NOT TO BE USED FOR CONSTRUCTION**

DRAWING SCALES SHOWN BASED ON 22"x34" DRAWING



Rev.	Date	Description
0	02/03/2021	ISSUE FOR BID

**GEORGIA PORTS AUTHORITY**  
GCT CAPACITY IMPROVEMENTS - PHASE 2  
**UTILITY PLAN**

Designed by:	JHP	Date:	0
Dwn by:	JDL	M&M Project No.:	5531-264B
Reviewed by:		GPA Project No.:	1910-1011C
Submitted by:	MOFATT & NICHOL	Drawing Scale:	AS NOTED
		Plot Scale:	1" = 10' (SHEET)

2 EAST BRYAN ST., STE 501  
SAVANNAH, GA 31401  
912.231.0044  
**mofatt & nichol**

SEAL

Sheet Reference No.  
**CU109**  
INDEX: OF

Order Plans @ [www.jdlonline.com](http://www.jdlonline.com)