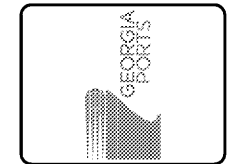


- NOTES**
- SEE ELECTRICAL DRAWINGS FOR DUCTBANK (DB) CONTENTS, TYP.
  - UNIFORMLY DEFLECT A MINIMUM OF TWO PIPE SEGMENTS, TYPICAL EACH SIDE OF CROSS.
  - DUCT BANK TO PASS UNDER 6" WATER.
  - DUCT BANK TO PASS UNDER 8" WATER, TYP.
  - REMOVE 6" VALVE AND PLUG.

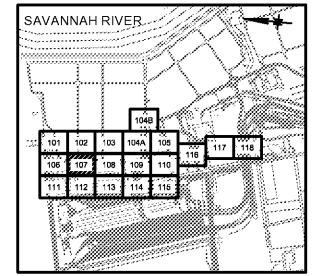


REV	DATE	DESCRIPTION
0	02/03/2021	JHP

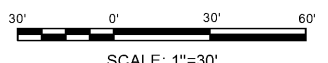
GEORGIA PORTS AUTHORITY  
GCT CAPACITY IMPROVEMENTS - PHASE 2  
UTILITY PLAN

Designed by:	JHP	Date:	0
Dwn by:	JDL	MM Project No.:	5531-264B
Reviewed by:		GPA Project No.:	1910-1011C
Submitted by:	MOFFATT & NICHOL	Drawing Scale:	AS NOTED
		Plot scale:	1" = 30'

2 EAST BRYAN ST., STE 501  
SAVANNAH, GA 31401  
912.231.0044  
**moffatt & nichol**



KEY PLAN



SCALE: 1"=30'

ISSUED FOR BID  
2021/02/03  
NOT TO BE USED FOR CONSTRUCTION

DRAWING SCALES SHOWN BASED ON 22"x34" DRAWING

SEAL

Sheet Reference No.  
**CU107**  
INDEX: OF

File: Q:\SV\5531-264 2020 Capacity Improvements\600 CAD\1 Active\Phase2\2020 Peak Civil\5531264-CU107 - Plotfile: 2/2/2021 6:07 PM by LEE, JAZMIN, Saved: 1/24/2020 7:05 AM by JDL