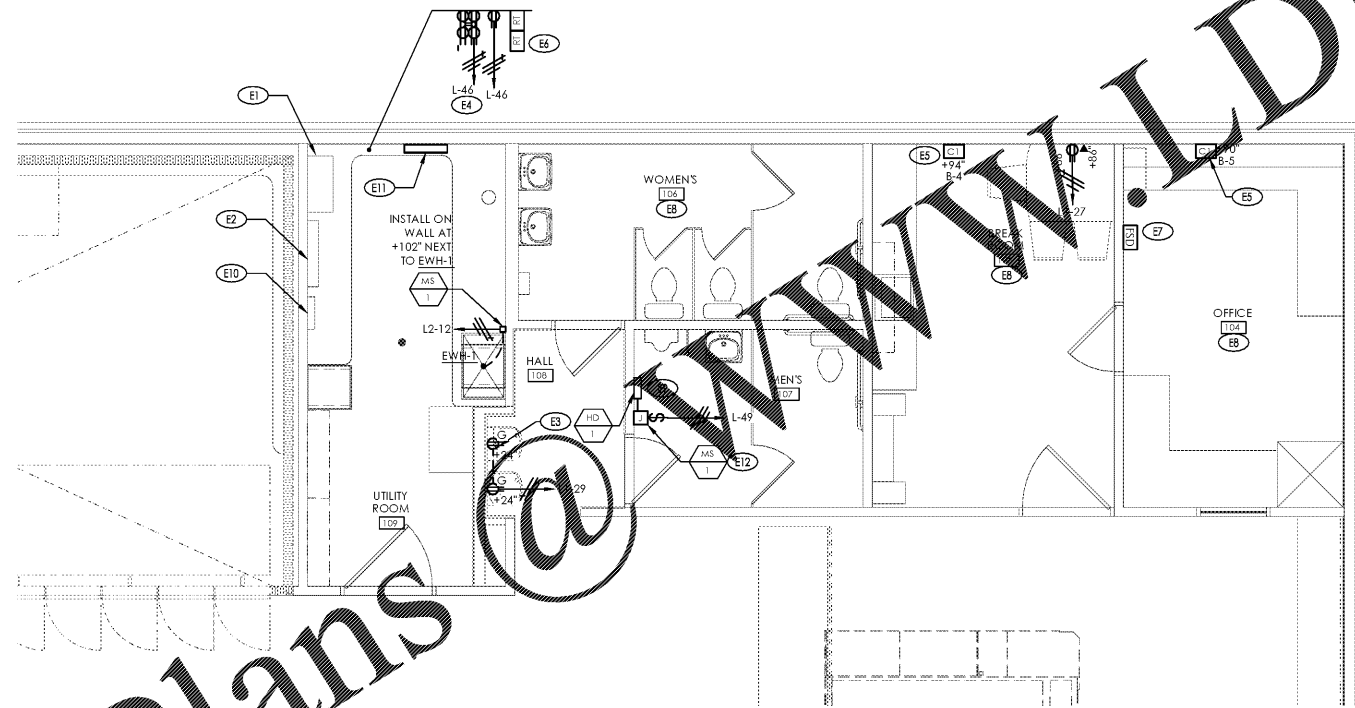


Order Plans



B1 Enlarged Plan
SCALE: 1/4" = 1'-0"

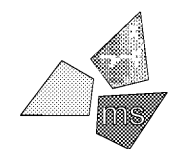
ENLARGED PLAN KEYNOTES

- (E1) EXISTING MDP TO REMAIN.
- (E2) EXISTING PANEL "L" TO REMAIN.
- (E3) PROVIDE GROUND-FAULT RECEPTACLES FOR WATER COOLERS / BOTTLE FILLER. RECEPTACLE MOUNTING HEIGHTS ARE APPROXIMATE. REFER TO MANUFACTURERS EQUIPMENT CUT SHEETS FOR EXACT DIMENSIONS. COORDINATE WORK WITH THE EQUIPMENT INSTALLER.
- (E4) LOCATE TWO RECEPTACLES SPACED 6" ON CENTER AT 9'-0" A.F.F. AND TWO RECEPTACLES SPACED 6" ON CENTER 9'-6" FOR SECURITY SYSTEM POWER PACKS. COORDINATE LOCATION WITH SECURITY SYSTEM INSTALLER PRIOR TO ROUGH-IN.
- (E5) CHIME SHALL BE SURFACE MOUNTED IN LOCATION INDICATED PER MANUFACTURERS RECOMMENDATIONS. REFER TO D1/E-501 FOR BELL AND BUZZER WIRING DIAGRAM AND E-001 FOR MATERIALS LIST.
- (E6) DUCT SMOKE REMOTE TEST STATIONS SHALL BE LOCATED ADJACENT TO FIRE ALARM PANEL. COORDINATE LOCATIONS WITH FIRE ALARM SYSTEM INSTALLER PRIOR TO ROUGH-IN.
- (E7) FACILITY STATUS DISPLAY. PROVIDE 3/4" CONDUIT TO ABOVE CEILING FOR COMM. WIRING.
- (E8) ALL SWITCHES AND DEVICES IN THIS AREA TO REMAIN. REWIRE EXISTING CIRCUIT(S) TO NEW POWERWALL. REUSE EXISTING WIRE AND CONDUIT TO EXTENT POSSIBLE. USE NEW WIRE AND CONDUIT AS NECESSARY TO MAKE FINAL CONNECTION.
- (E9) INSTALL (HD/1) HAND DRYER IN RESTROOM. REFER TO ARCHITECTURAL INTERIOR ELEVATION FOR LOCATION AND MOUNTING HEIGHT.
- (E10) EXISTING LIGHTING CONTACTOR PANEL TO REMAIN.
- (E11) EXISTING PANEL "FREEZER" TO BE RELOCATED AS SHOWN ON PLAN AND RENAMED PANEL "L". REUSE WIRE AND CONDUIT TO EXTENT POSSIBLE. PROVIDE NEW WIRE AND CONDUIT AS NECESSARY TO MAKE FINAL CONNECTION.
- (E12) PROVIDE 20A 1-POLE, 1Ø, SINGLE THROW MANUAL SWITCH FOR HAND DRYER DISCONNECT.

Issued:		Date:
A	Client Review Set	01/21/21
B	Permit Set	02/03/21
C	Bid Set	02/12/21
D		

Revisions:		Date:
1		
2		
3		
4		
5		
6		
7		
8		
9		

DO NOT SCALE PLANS
Copying, Printing, Software and other processes required to produce these prints can stretch or shrink the actual paper or layout. Therefore, scaling of this drawing may be inaccurate. Contact ms consultants with any need for additional dimensions or clarifications.




ms consultants, inc.
engineers, architects, planners
5444 Wade Park Blvd.
Suite 160
Raleigh, NC 27607-4299
phone 919.772.5565
fax 919.779.2308

DRAWN BY: RWN
REVIEWED BY: KFF

Seal ENGINEER FIRM LICENSE #C-3239

PROFESSIONAL OF RECORD:
JASON E. CHRISTOFF No. 6201061051
EXP. DATE: 10/31/2020



ALDI Inc.
Store No. 87
2526 Freedom Dr
Charlotte, NC 28208
Mecklenburg County
Project Name & Location:

Enlarged Plan	
Drawing Name:	
Prototype Rls. 06/03/20	Project No. 40452-30
Type 100x154 FMR	
	E-301
Scale: As Noted	Drawing No.