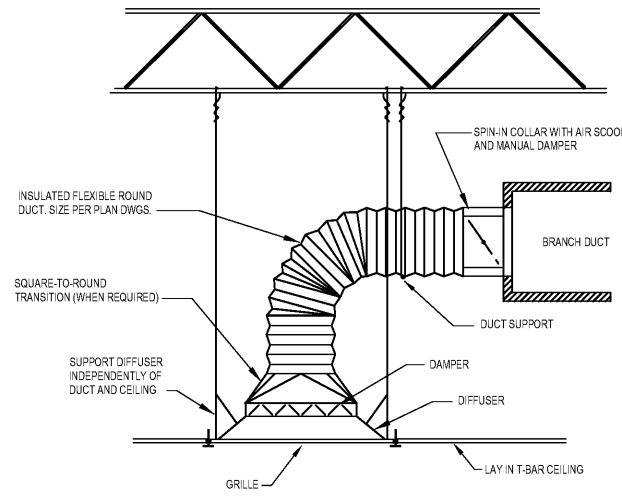
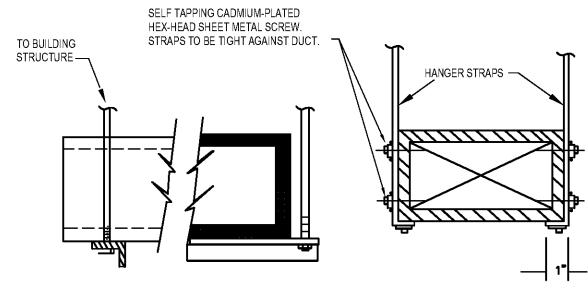


ALL DESIGNS, DRAWINGS AND SPECIFICATIONS DEPICTED ON THIS SHEET ARE THE PROPERTY OF D3 STUDIO, PLLC. ANY UNAUTHORIZED USE OR REPRODUCTION IS SUBJECT TO LEGAL PROSECUTION. POSSESSION IN ANY FORM CONSTITUTES ACCEPTANCE OF THESE CONDITIONS. COPYRIGHT 2021

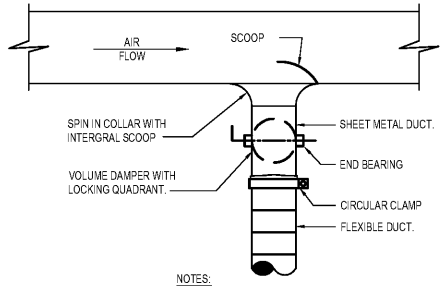


1 LAY-IN AIR DEVICE INSTALLATION DETAIL
M2.01 NOT TO SCALE

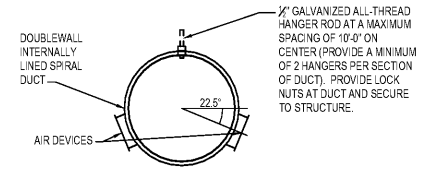


HANGER SIZES FOR RECTANGULAR DUCTS			
MAX. SIDE	HANGER	SUPPORT ANGLE HORIZONTAL	SPACING MAXIMUM
30"	1" x 1/8" GAUGE STRAP	NONE REQUIRED	10'-0"
36"	1/4" ROUND ROD	1-1/2" x 1-1/2" x 1/8"	8'-0"
48"	1/4" ROUND ROD	2" x 2" x 1/8"	8'-0"
60"	5/16" ROUND ROD	2" x 2" x 1/8"	8'-0"
84"	3/8" ROUND ROD	2" x 2" x 1/8"	8'-0"

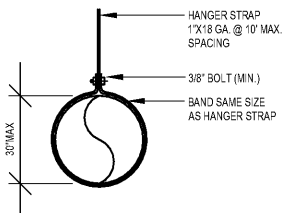
2 RECTANGULAR DUCT HANGER DETAIL
M2.01 NOT TO SCALE



3 TYPICAL BRANCH TAKE-OFF DETAIL
M2.01 NOT TO SCALE



4 DUCT MOUNTED DIFFUSER DETAIL
M2.01 NOT TO SCALE




5 ROUND DUCT HANGER DETAIL
M2.01 NOT TO SCALE

Order Plans @ www.LDILine.com

d3 studio
PLANNING * ARCHITECTURE * INTERIORS
1318 CENTRAL AVENUE :: SUITE A-10
CHARLOTTE, N.C. 28205
WEBSITE :: www.d3studio.com



WAVE ENGINEERING
3540 DORRINGTON WAY, SUITE 800
CHARLOTTE, NC 28277
REG-282-7788
INFORM@WAVEENGINEERING.COM
WAVE PROJECT #BCT178



FOR CONSTRUCTION

Viva Chicken.
PERUVIAN ROTISSERIE JOINT
1139 WOODRUFF RD.
-SUITE B
GREENVILLE, SC
29607

REVISION		
no.	date	comment

DRAWN BY: BRD
CHECKED BY: BRD
SUBMITTAL DATE: 02.08.2021
PROJECT NUMBER: 02-2031

MECHANICAL DETAILS

M2.01