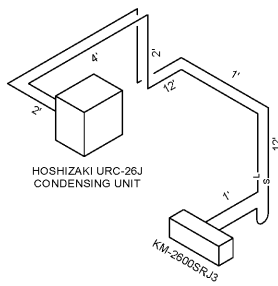


ALL PIPING INSULATION EXPOSED TO WEATHER SHALL BE INSTALLED WITH REMOVABLE INSULATION PROTECTION PVC WRAP OR EQUIVALENT MEANS FOR EXTERIOR WEATHER/UV PROTECTION PER IECC C403.2.10.1

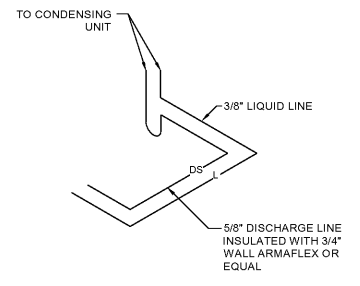


ICE MAKER LIQUID AND DISCHARGE REFRIGERANT LINE LENGTHS

- DESIGN NOTES:
- PRE-CHARGED R404A REFRIGERATION LINESETS ARE PROVIDED BY THE CONTRACTOR, WITH 5/8" DS & 3/8" L
 - PIPING LENGTH = 41'
 - COMPRESSOR LOCATED IN ICE MAKER

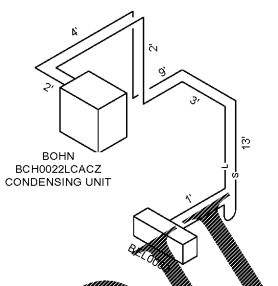
REFER TO REFRIGERATION INSTALLATION MANUAL.
[HTTP://WWW.HOSHIZAKI.COM/DOCS/MANUALS/FLAKER_IS_BC_INST.PDF](http://www.hoshizaki.com/DOCS/MANUALS/FLAKER_IS_BC_INST.PDF)

4 KM-2600SRJ3 ICE MAKER
 N.T.S.



ENLARGED INTERIOR ICE MAKER LIQUID AND DISCHARGE REFRIGERANT LINE SIZES AND CONNECTIONS

- INSTALLATION NOTES:
- MAXIMUM LINE LENGTH SHALL NOT EXCEED 66'
 - MAXIMUM RISE IS 33'
 - LINE SETS SHALL BE MEASURED AND CUT TO FIT TOTAL DEVELOPED LENGTH AS TO NOT HAVE ANY REMAINING COIL OF TUBING ON-SITE

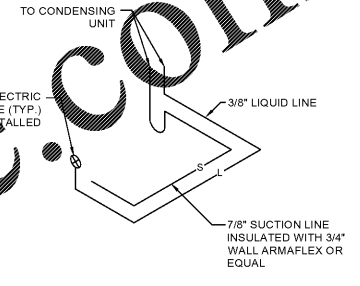


FREEZER BOX LIQUID AND SUCTION REFRIGERANT LINE LENGTHS

- DESIGN NOTES:
- LINE SIZING TABLE 9 FROM THE MANUAL SHOWS 9,000 BTUH REQUIRES A 7/8" SUCTION FOR UP TO 50' OF EQUIVALENT LINE LENGTH.
 - HORIZONTAL SUCTION LINES SHALL SLOPE AWAY FROM THE EVAPORATOR TOWARD THE COMPRESSOR AT THE RATE OF 1" PER 10' FOR SUFFICIENT OIL RETURN.

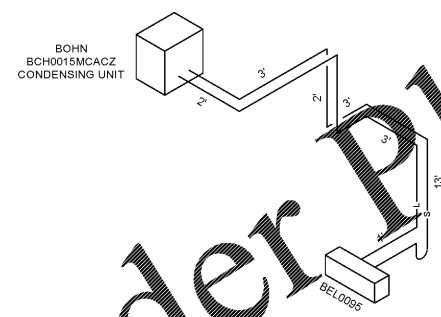
PIPING DIAGRAM FOR THE R448A LOW TEMPERATURE (-10°F SST) FREEZER REFRIGERATION SYSTEM
 REFER TO REFRIGERATION INSTALLATION MANUAL FOR LONGER LINE RUNS.
[HTTPS://WWW.HEATCRAFT.COM/PDF/ISO/H-IM-CU.PDF](https://www.heatcraft.com/PDF/ISO/H-IM-CU.PDF)

3 LAREDO TACO FREEZER BOX
 N.T.S.



REFRIGERATED CASE LIQUID AND SUCTION REFRIGERANT LINE SIZES

- LINE SIZING - 8,150 BTUH @ -10°F:
- (8) 7/8" ELBOWS: EQUIVALENT LINE LENGTH = 16'
 - PIPING LENGTH = 34'
 - TOTAL DEVELOPED LENGTH = 50'
 - SUCTION LINE SIZE = 7/8"
 - LIQUID LINE SIZE = 3/8"

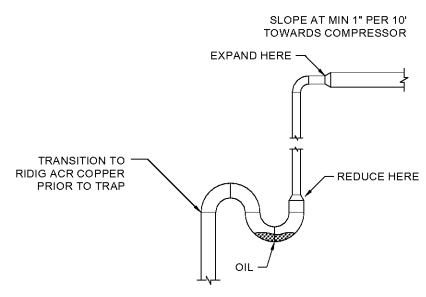


COOLER BOX LIQUID AND SUCTION REFRIGERANT LINE LENGTHS

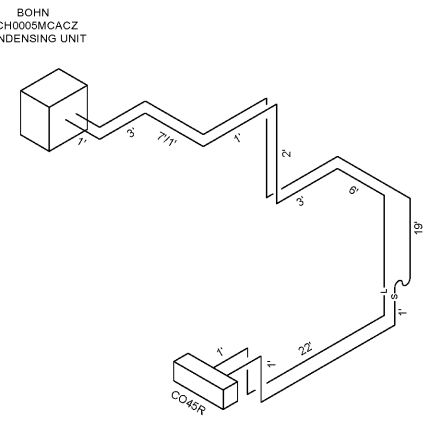
- DESIGN NOTES:
- LINE SIZING TABLE 9 FROM THE MANUAL SHOWS 12,000 BTUH REQUIRES A 7/8" SUCTION FOR UP TO 50' OF EQUIVALENT LINE LENGTH.
 - HORIZONTAL SUCTION LINES SHALL SLOPE AWAY FROM THE EVAPORATOR TOWARD THE COMPRESSOR AT THE RATE OF 1" PER 10' FOR SUFFICIENT OIL RETURN.

PIPING DIAGRAM FOR THE R448A MEDIUM TEMPERATURE (+20°F SST) COOLER REFRIGERATION SYSTEM
 REFER TO REFRIGERATION INSTALLATION MANUAL FOR LONGER LINE RUNS.
[HTTPS://WWW.HEATCRAFT.COM/PDF/ISO/H-IM-CU.PDF](https://www.heatcraft.com/PDF/ISO/H-IM-CU.PDF)

2 LAREDO TACO COOLER BOX
 N.T.S.



**SUCTION LINE RISER REDUCTION PER HEATCRAFT INSTALLATION MANUAL

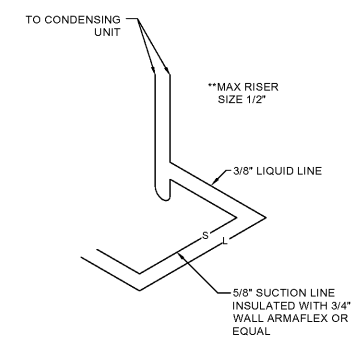


REFRIGERATED CASE LIQUID AND SUCTION REFRIGERANT LINE LENGTHS

- DESIGN NOTES:
- LINE SIZING TABLE 9 FROM THE MANUAL SHOWS 6,000 BTUH REQUIRES A 5/8" SUCTION FOR UP TO 100' OF EQUIVALENT LINE LENGTH.
 - HORIZONTAL SUCTION LINES SHALL SLOPE AWAY FROM THE EVAPORATOR TOWARD THE COMPRESSOR AT THE RATE OF 1" PER 10' FOR SUFFICIENT OIL RETURN.

PIPING DIAGRAM FOR THE R448A MEDIUM TEMPERATURE (+20°F SST) COOLER REFRIGERATION SYSTEM
 REFER TO REFRIGERATION INSTALLATION MANUAL FOR LONGER LINE RUNS.
[HTTPS://WWW.HEATCRAFT.COM/PDF/ISO/H-IM-CU.PDF](https://www.heatcraft.com/PDF/ISO/H-IM-CU.PDF)

1 GRAB-N-GO ISLAND CASE (EACH)
 N.T.S.



REFRIGERATED CASE LIQUID AND SUCTION REFRIGERANT LINE SIZES

- LINE SIZING - 5,000 BTUH @ +20°F:
- (5) 5/8" ELBOWS: EQUIVALENT LINE LENGTH = 10'
 - PIPING LENGTH = 67/61'
 - TOTAL DEVELOPED LENGTH = 77/71'
 - SUCTION LINE SIZE = 5/8"
 - LIQUID LINE SIZE = 3/8"


Order plans @ www.LDLine.com

1925 Prospect Ave.
 Orlando, FL 32814
 P (407) 661-9100
 P (407) 661-9101
www.ep.com
 Florida Corporate Certificate #AA 000626

4
Cuhaci & Peterson
 Architects Engineers Planners

CLIENT NAME
BLACKFIN PARTNERS INVESTMENTS, INC.
 4400 PCA BLVD, SUITE 600
 PALM BEACH GARDENS, FL 33410

PROJECT NAME
7-ELEVEN #41795 - OCALA, FL
 9000 BLOCK OF SE MARICAMP ROAD
 OCALA, FL 34470



RELEASE									
---------	--	--	--	--	--	--	--	--	--

PROJECT NO.	2200355
DATE	12/17/2020
DRAWN	FD
CHECKED	JD

M1.3