

**KEYNOTES**

- 16.145 CONNECT CIRCUIT(S) TO EXISTING BRANCH CIRCUITRY. MINIMUM WIRE SIZE AND PANELBOARD CIRCUIT ARE NOTED. VERIFY SIZE, RATING AND CONDITION OF EXISTING BRANCH CIRCUIT CONDUIT AND WIRE PRIOR TO USE TO ENSURE THAT THEY MEET REQUIRED SIZE AND ALL U.L. RATINGS AND REPLACE AS REQUIRED.
- 16.498 RELOCATE, EXTEND, AND RECONNECT CIRCUITRY AND ELECTRICAL DEVICES FOR RELOCATED AND/OR NEW EQUIPMENT. VERIFY CONDITION OF BRANCH CIRCUITRY, CONDUIT AND WIRE TO ENSURE THEY MEET ALL U.L. RATINGS AND REPLACE AS REQUIRED. VERIFY FINAL LOCATION OF RELOCATED/NEW EQUIPMENT WITH WALMART CONSTRUCTION MANAGER PRIOR TO ROUGH-IN.
- 16.492 E.C. SHALL COORDINATE WITH GENERAL CONTRACTOR AND ARCHITECTURAL DEMOLITION PLANS THE EXTENT OF ELECTRICAL DEMOLITION. REMOVE UNUSED DEVICES, BOXES, CONDUITS, AND WIRING BACK TO ORIGINAL JUNCTION BOXES OR PANELBOARDS. REFERENCE POWER PLANS FOR CIRCUITRY TO BE REUSED. DEMOLITION SHALL NOT AFFECT ANY ACTIVE CIRCUITS. IF CIRCUIT IS TO BE REUSED, REMOVE CIRCUIT BREAKER AND REPLACE WITH WIRE PLATE. UPDATE TYPED/WITTEN CIRCUIT DIRECTORY IDENTIFYING CIRCUIT AS "SPACE". COORDINATE PROJECT REQUIREMENTS WITH EXISTING CONDITIONS PRIOR TO BID.

**brr**

ARCHITECT OF RECORD:  
 JOHN P. FRANK  
 8211 MEDICAL AVENUE  
 OVERLAND PARK, KS 66204

www.brrinc.com  
 TEL: 913-242-9000  
 FAX: 913-242-9004

**STIPULATION FOR REUSE**

THE DRAWING HAS BEEN PREPARED FOR CONSTRUCTION OF THE PROJECT DESCRIBED HEREIN. IT IS NOT TO BE USED FOR ANY OTHER PROJECT WITHOUT THE WRITTEN CONSENT OF THE ARCHITECT. THE ARCHITECT ASSUMES NO RESPONSIBILITY FOR THE CONSTRUCTION OF THE PROJECT DESCRIBED HEREIN OR FOR ANY OTHER PROJECT.

**CONSULTANTS**

**HENDERSON ENGINEERS**  
 8865 LEBANON DRIVE, SUITE 300  
 ATLANTA, GA 30338  
 TEL: 404-361-6200 FAX: 404-361-6201  
 WWW.HENDERSONENGINEERS.COM

**Walmart ATLANTA (GRESHAM)**  
 2427 GRESHAM RD SE 30316  
 ATLANTA, GA 30316

GENERAL REMODEL

| ISSUE BLOCK |             |      |
|-------------|-------------|------|
| NO.         | DESCRIPTION | DATE |
|             |             |      |
|             |             |      |
|             |             |      |
|             |             |      |
|             |             |      |

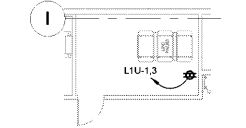
CHECKED BY: BC/BW  
 DRAWN BY: JRF  
 PHOTO CYCLE: 09/25/20  
 DOCUMENT DATE: 11/20/20

NOT FOR CONSTRUCTION

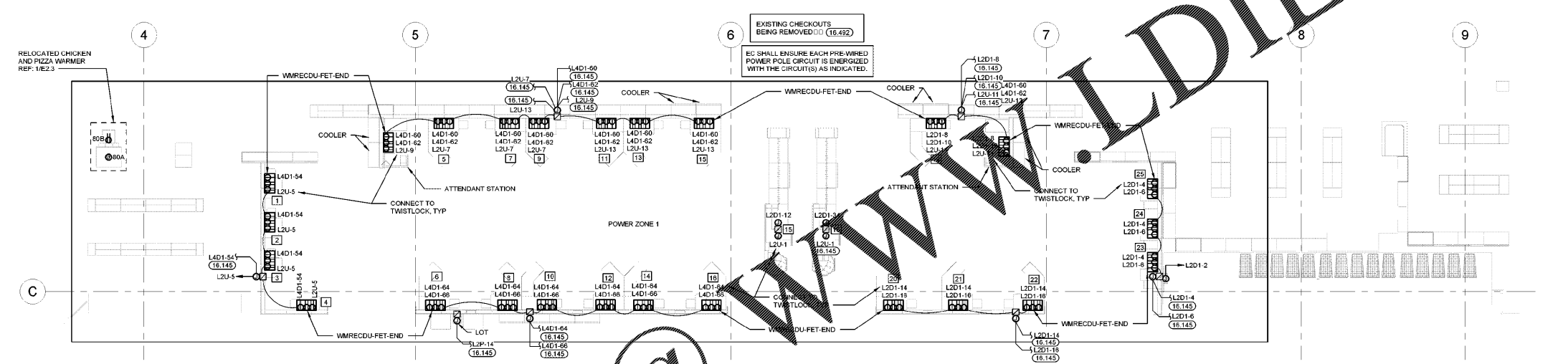
ENLARGED POWER PLANS

SHEET: **E2.3**

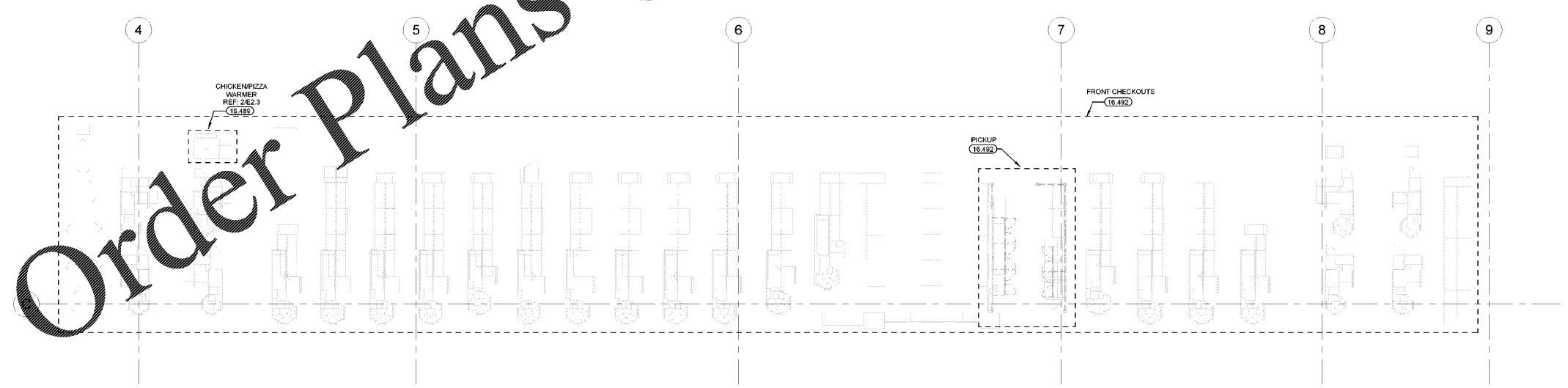
ADDITIONAL RECEPTACLE FOR EVERSEEN SERVER COORDINATE RECEPTACLE LOCATION WITH SIS TEAM.



3 UPC POWER PLAN  
 1/8" = 1'-0"



2 FRONT CHECKOUT POWER PLAN  
 1/8" = 1'-0"



1 FRONT CHECKOUT POWER DEMO PLAN  
 1/8" = 1'-0"

EXISTING CONDITIONS WERE TAKEN FROM ORIGINAL DRAWINGS AND MAY NOT REFLECT EXACT "AS-BUILT" CONDITIONS. CONTRACTOR SHALL VERIFY ALL EXISTING CONDITIONS PRIOR TO SUBMITTING FINAL BIDS. CONTRACTOR SHALL CAREFULLY COORDINATE NEW WORK AND DEMOLITION WITH ALL OTHER DISCIPLINES AND EXISTING CONDITIONS.

EACH SUBCONTRACTOR IS RESPONSIBLE FOR HAVING A THOROUGH KNOWLEDGE OF ALL DRAWINGS AND SPECIFICATIONS IN THEIR RELATED FIELD. THE FAILURE TO ACQUAINT THEMSELVES WITH THIS KNOWLEDGE DOES NOT RELIEVE THE RESPONSIBILITY OF PERFORMING THE WORK PROPERLY. NO ADDITIONAL COMPENSATION SHALL BE ALLOWED BECAUSE OF CONDITIONS THAT OCCUR DUE TO FAILURE TO FAMILIARIZE WORKERS WITH THIS KNOWLEDGE.

WILLIAM R. WINSTON