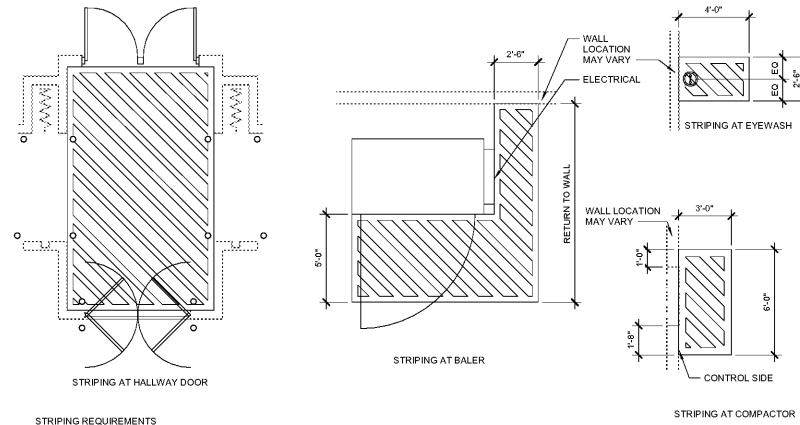
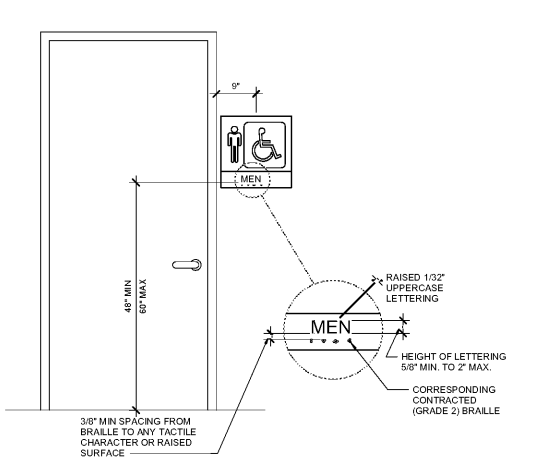


STRIPING CONDITIONS



STRIPING REQUIREMENTS
1. 5" WIDE STRIPES (#5) @ 12" ON CENTER, @ 45 DEGREE ANGLE TO 5" WIDE EXTERIOR BOUNDARY LINES
2. IF EXISTING HALLWAY, BALER, COMPACTOR, OR EYEWASH WARNING AREAS ARE PAINTED SOLID OR HAVE INCORRECT PATTERN, REMOVE EXISTING PAINT AND PAINT PER THE STRIPING CONDITIONS SHOWN HERE.

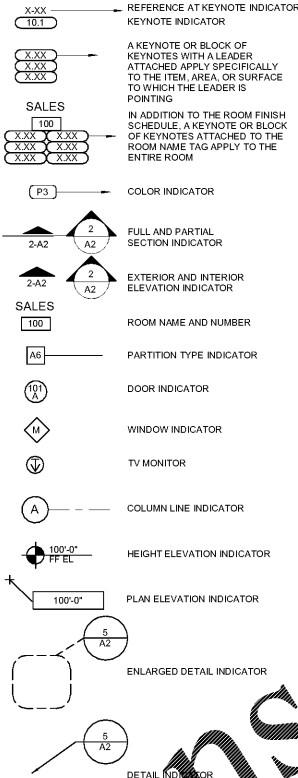
RESTROOM DOOR SYMBOLS



SIGNS & IDENTIFICATION

- 1. THE INTERNATIONAL SYMBOL OF ACCESSIBILITY SHALL BE THE STANDARD USED TO IDENTIFY FACILITIES THAT ARE ACCESSIBLE TO AND USED BY PHYSICALLY DISABLED PERSONS AS SET FORTH IN TITLE III AND AS SPECIFICALLY REQUIRED IN THIS SECTION.
2. THE INTERNATIONAL SYMBOL OF ACCESSIBILITY SHALL CONSIST OF A WHITE FIGURE ON A BLUE BACKGROUND. THE BLUE SHALL BE EQUAL TO COLOR NO. 15500 IN FEDERAL STANDARD 595C.
3. FOR CHARACTER PROPORTION, THE UPPERCASE LETTER "O" SHALL BE USED TO DETERMINE THE ALLOWABLE WIDTH OF ALL CHARACTERS OF A FONT. THE WIDTH OF THE UPPERCASE LETTER "O" OF THE FONT SHALL BE 55 PERCENT MINIMUM AND 110 PERCENT MAXIMUM OF THE HEIGHT OF THE UPPERCASE LETTER "I".

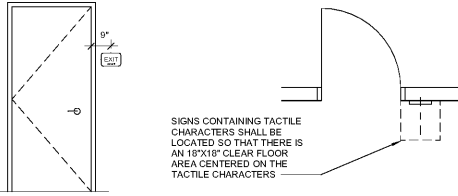
SYMBOLS LEGEND



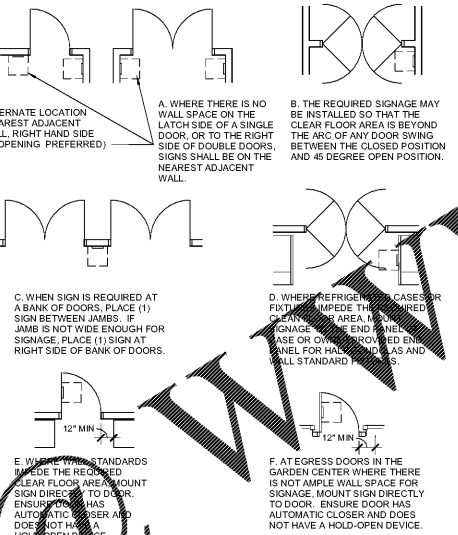
TACTILE EXIT SIGN

- TACTILE SIGN REQUIREMENTS
1. A TACTILE SIGN STATING "EXIT" AND COMPLYING WITH ICC 1013.4 SHALL BE PROVIDED ADJACENT TO EACH DOOR TO AN EXIT PASSAGEWAY AND THE EXIT DISCHARGE. REF FLOOR PLANS FOR LOCATIONS.
2. FOR CHARACTER WIDTH, THE UPPERCASE LETTER "O" SHALL BE USED TO DETERMINE THE ALLOWABLE WIDTH OF ALL CHARACTERS OF A FONT. THE WIDTH OF THE UPPERCASE LETTER "O" OF THE FONT SHALL BE 55 PERCENT MINIMUM AND 110 PERCENT MAXIMUM OF THE HEIGHT OF THE UPPERCASE "I" OF THE FONT. CHARACTER HEIGHT MEASURED FROM THE BASELINE OF THE CHARACTER SHALL BE 5/8" (16 MM) MINIMUM AND 2 INCHES (51 MM) MAXIMUM BASED ON THE HEIGHT OF THE UPPERCASE LETTER "I".

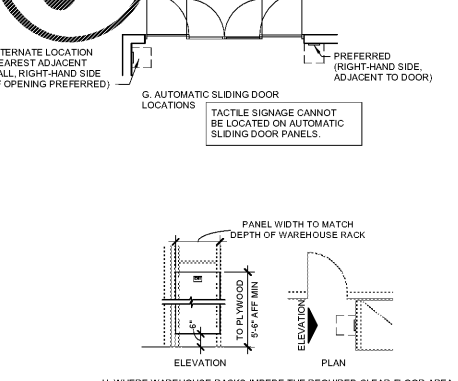
PREFERRED SOLUTION



ALTERNATE SOLUTIONS



ALTERNATE LOCATION



SITE VERIFICATION REQUIREMENTS:

- 1. THE ARCHITECT HAS MADE A SCOPE VISIT WITH MEASUREMENTS AND PHOTOGRAPHS OF EXISTING CONDITIONS AND THE ARCHITECTURAL DRAWINGS INDICATE EXISTING CONDITIONS VERIFIED IN THE FIELD. IT HOWEVER, REMAINS THE RESPONSIBILITY OF THE CONTRACTOR TO VERIFY ALL EXISTING CONDITIONS PRIOR TO THE SUBMISSION OF A BID AND TO THE COMMENCEMENT OF ANY WORK. NO ADDITIONAL COMPENSATION WILL BE PAID DUE TO THE CONTRACTOR'S FAILURE TO VERIFY EXISTING SITE CONDITIONS WHICH INCLUDE, BUT ARE NOT LIMITED TO, GRADES, EXTENT OF PAVING, OR UTILITIES.
2. ANY DISCREPANCY WITH THE EXISTING SITE CONDITIONS AND/OR THE DRAWINGS SHALL BE BROUGHT TO THE ATTENTION OF THE ARCHITECT FOR CLARIFICATION AND INSTRUCTION. THESE CONSTRUCTION DOCUMENTS HAVE BEEN DESIGNED AND DRAWN ASSUMING EXISTING BUILDING CONDITIONS MATCH THE ORIGINAL DRAWINGS. THE GENERAL CONTRACTOR SHALL VERIFY THE EXACT LOCATION OF ALL EXISTING STRUCTURAL COLUMN DIMENSIONS, STRUCTURAL BEARING HEIGHTS, EXISTING DIMENSIONS, TOP OF MASONRY ELEVATIONS, ROOFING CONDITIONS (INCLUDING PARAPETS, SCUPPERS AND ROOF DRAINS), AND JOIST BEARING ELEVATIONS PRIOR TO THE FABRICATION OF ANY STRUCTURAL ITEMS. IF DISCREPANCIES ARE FOUND BETWEEN WHAT IS SHOWN ON THE DRAWINGS AND EXISTING FIELD CONDITIONS, CONTACT THE WALMART CONSTRUCTION MANAGER AND THE ARCHITECT IMMEDIATELY TO DETERMINE WHAT ACTION SHOULD BE TAKEN TO MATCH EXISTING CONDITIONS. THE BEGINNING OF STRUCTURAL STEEL FABRICATION BY THE GENERAL CONTRACTOR, STEEL FABRICATOR, OR JOIST MANUFACTURER MEANS ACCEPTANCE OF THE EXISTING CONDITIONS.

GENERAL CONSTRUCTION REQUIREMENTS:

- 1. ALL WORK SHALL BE DONE IN A SAFE AND WORKMANLIKE MANNER AND IN STRICT ACCORDANCE WITH THE LOCAL AND/OR STATE (IF APPLICABLE) BUILDING CODES, NATIONAL ELECTRIC CODE, ADA-ADAAG AND OTHER ADOPTED ACCESSIBILITY STANDARDS, OSHA, AND ALL APPLICABLE CODES, REGULATIONS, ORDINANCES AND AUTHORITIES HAVING JURISDICTION OVER THE PROJECT. THE CONTRACTOR SHALL VERIFY THE EXACT LOCATION OF ALL EXISTING UTILITIES (WHETHER SHOWN OR NOT) PRIOR TO THE SUBMISSION OF A BID OR THE COMMENCEMENT OF CONSTRUCTION. THE CONTRACTOR SHALL NOTIFY THE WALMART CONSTRUCTION MANAGER OF THE DISCOVERY OF EXISTING UTILITIES NOT SHOWN OR NOTED ON DRAWINGS.
2. THE CONTRACTOR SHALL VERIFY AND MAINTAIN REPAIR IF DAMAGED EXISTING IRRIGATION SYSTEMS AFFECTED BY THE CONSTRUCTION OF THIS PROJECT.
3. THE CONTRACTOR SHALL FIELD LOCATE AND VERIFY ALL PROPERTY LINES, EASEMENTS, SETBACKS AND RESTRICTIONS. A REGISTERED SURVEYOR SHALL ESTABLISH ALL PROPERTY LINES AND SETBACKS PRIOR TO THE COMMENCEMENT OF CONSTRUCTION AND CLEARLY FLAG PROPERTY LINES AND SETBACKS. IT REMAINS THE RESPONSIBILITY OF THE GENERAL CONTRACTOR TO DETERMINE EXACT LOCATION OF ALL SAID BOUNDARIES.
4. THE CONTRACTOR SHALL VERIFY EXACT LOCATIONS AND DEPTHS OF UNDERGROUND UTILITY SERVICES PRIOR TO ANY EXCAVATION.
5. THE CONTRACTOR SHALL VERIFY ALL GRADES AND PROPOSED FINAL GRADES. IF RAMPS, STAIRS, SIDEWALKS, PLATWORK OR PAVING ARE INSTALLED, VERIFY FINAL GRADES SURROUNDING THE NEW CONSTRUCTION AND ADJUST STAIR RISERS, RAMP LENGTHS, LIMITS OF PAVING, ETC., TO ACCOMMODATE THE REQUIRED RAMP SLOPE, RISER HEIGHTS OR PAVING AREAS. ALL RAMPS AND STAIRS SHALL MEET ADA-ADAAGS (OR ADOPTED HANDICAP ACCESSIBILITY REQUIREMENTS). IF THERE IS A CONFLICT IN FIELD CONDITIONS, NOTIFY WALMART CONSTRUCTION MANAGER AND THE ARCHITECT PRIOR TO THE CONSTRUCTION OR ORDERING OF MATERIALS.
6. THE CONTRACTOR SHALL VERIFY THE EXISTING FINISH FLOOR ELEVATION AT ALL NEW OPENINGS OF THE EXISTING BUILDING PRIOR TO ESTABLISHING THE FINISH FLOOR ELEVATION. TO VERIFY FLOOR ELEVATION, THE CONTRACTOR SHALL REMOVE A SMALL PORTION OF THE BLOCK WALL AT THE PROPOSED OPENING BETWEEN THE EXISTING STORE AND THE ADDITION.
7. NOT USED.
8. NOT USED.
9. NOT USED.
10. NOT USED.
11. REPORT ANY DISCREPANCIES FOUND IN THE FIELD IMMEDIATELY TO WALMART AND THE ARCHITECT PRIOR TO MAKING ANY STRUCTURAL MODIFICATIONS OR ORDERING OF ANY MATERIALS.

DEMOLITION REQUIREMENTS:

- 1. ALL DEMOLITION SHALL BE CARRIED OUT IN A SAFE MANNER AND IN STRICT ACCORDANCE WITH OSHA REGULATIONS. THE CONTRACTOR SHALL FIELD VERIFY THE EXTENT OF DEMOLITION. THE WORK INCLUDES, BUT IS NOT LIMITED TO, THE DEMOLITION AND REMOVAL OF WALLS, DOORS, FIXTURES, PLUMBING, PAVING, MECHANICAL AND ELECTRICAL ITEMS INCLUDING CONDUITS AND DUCTWORK AS SHOWN ON DRAWING OR AS REQUIRED FOR THE INSTALLATION OF THE NEW WORK FOR A COMPLETE JOB.
2. WHEN UTILITIES ARE REMOVED, CAP AND SEAL A MINIMUM OF 6" BELOW FINISH FLOOR OR A MINIMUM OF 6" ABOVE FINISH CEILING.
3. WHEN REMOVING EXISTING STRUCTURAL ITEMS, IT IS THE CONTRACTOR'S RESPONSIBILITY TO PROVIDE ADEQUATE SHORING, BRACING AND SUPPORT SYSTEMS TO KEEP THE EXISTING STRUCTURE INTACT AND IN A SAFE CONDITION. REFER TO SECTIONS 0203 AND 0201.
4. NOT USED.
5. NOTES INDICATING DEMOLITION WORK ARE NOT CONFINED SOLELY TO THE DEMOLITION PLANS. THE GENERAL CONTRACTOR SHALL REVIEW ALL CONSTRUCTION DOCUMENTS, INCLUSIVE OF SCHEDULES AND SPECIFICATIONS, TO DETERMINE FULL EXTENT OF DEMOLITION WORK.

SIGNAGE LEGEND



- 1. REQUIRED ACCESSIBLE ELEMENTS SHALL BE IDENTIFIED BY THE INTERNATIONAL SYMBOL OF ACCESSIBILITY AT THE FOLLOWING LOCATIONS:
A. ACCESSIBLE ENTRANCES WHERE NOT ALL ENTRANCES ARE ACCESSIBLE
B. ACCESSIBLE ROOMS WHERE MULTIPLE SINGLE-USER TOILETS ARE CLUSTERED AT A SINGLE LOCATION
C. ACCESSIBLE CHECK-OUT AISLES WHERE NOT ALL AISLES ARE ACCESSIBLE. THE SIGN, WHERE PROVIDED, SHALL BE ABOVE THE CHECK-OUT AISLE IN THE SAME LOCATION AS THE CHECK-OUT AISLE NUMBER OR TYPE OF CHECK-OUT IDENTIFICATION
D. UNISEX TOILET AND BATHING ROOMS
E. ACCESSIBLE DRESSING, FITTING AND LOCKER ROOMS WHERE NOT ALL SUCH ROOMS ARE ACCESSIBLE
2. DIRECTIONAL SIGNAGE INDICATING THE ROUTE TO THE NEAREST LIKE ACCESSIBLE ELEMENT SHALL BE PROVIDED AT THE FOLLOWING LOCATIONS. THESE DIRECTIONAL SIGNS SHALL INCLUDE THE INTERNATIONAL SYMBOL OF ACCESSIBILITY:
A. AT EACH SEPARATE SEX TOILET INDICATING THE LOCATION OF THE NEAREST UNISEX TOILET
3. TACTILE SIGNAGE SHALL BE LOCATED 48 INCHES (1220 MM) MINIMUM ABOVE THE FINISH FLOOR OR GROUND SURFACE, MEASURED FROM THE BASE OF THE LOWEST TACTILE CHARACTER AND 60 INCHES (1525 MM) MAXIMUM ABOVE THE FINISH FLOOR OR GROUND SURFACE, MEASURED FROM THE BASELINE OF THE HIGHEST TACTILE CHARACTER. WHERE A TACTILE SIGN IS PROVIDED AT A DOOR, THE SIGN SHALL BE LOCATED ALONGSIDE THE DOOR AT THE LATCH SIDE. WHERE A TACTILE SIGN IS PROVIDED AT DOUBLE DOORS WITH ONE ACTIVE LEAF, THE SIGN SHALL BE LOCATED ON THE INACTIVE LEAF. WHERE A TACTILE SIGN IS PROVIDED AT DOUBLE DOORS WITH TWO ACTIVE LEAFS, THE SIGN SHALL BE LOCATED TO THE RIGHT OF THE RIGHT-HAND DOOR. WHERE THERE IS NO WALL SPACE AT THE LATCH SIDE OF A SINGLE DOOR OR AT THE RIGHT SIDE OF DOUBLE DOORS, SIGNS SHALL BE LOCATED ON THE NEAREST ADJACENT WALL. SIGNS CONTAINING TACTILE CHARACTERS SHALL BE LOCATED SO THAT A CLEAR FLOOR SPACE OF 18 INCHES (455 MM) MINIMUM BY 18 INCHES (455 MM) MINIMUM, CENTERED ON THE TACTILE CHARACTER PROVIDED BEYOND THE ARC OF ANY DOOR SWING BETWEEN THE CLOSED POSITION AND 45 DEGREE OPEN POSITION. EXCEPTION: SIGNS WITH TACTILE CHARACTERS SHALL BE PERMITTED ON THE PUSH SIDE OF DOORS WITH CLOSERS AND WITHOUT HOLD-OPEN DEVICES.
4. CHARACTER AND SYMBOLS OF SIGNS SHALL BE IN CONTRAST WITH THEIR BACKGROUND AND SHALL BE EGGSHELL MATTE, OR OTHER NON-GLARE MATERIALS OR FINISHES.
5. ACCESSIBLE SIGNAGE SHALL USE GRADE 2 BRAILLE AND MUST COMPLY WITH ICC A117.1 SECTION 703.4 OR ADA SECTION 703.3.

ABBREVIATION LEGEND

Table with columns for ABBR (Abbreviation) and DEFINITION. Includes items like ANCHOR BOLT, AMERICAN CONCRETE INSTITUTE, AMERICANS WITH DISABILITIES ACT, etc.

DEFINITION LEGEND

FINAL MERCHANDISE PLAN - FINALIZED MERCHANDISE PRINT FROM WM ALSO REFERRED TO AS THE DEAL COPY



ARCHITECT OF RECORD: JOHN P. FRANK, 1125 NORTON AVE, ATLANTA, GA 30309, www.brr.com

STIPULATION FOR REUSE: THIS PLAN IS THE PROPERTY OF BRR. IT IS TO BE USED ONLY FOR THE PROJECT AND SITE SPECIFICALLY IDENTIFIED HEREIN. ANY REUSE OF THIS PLAN FOR ANY OTHER PROJECT WITHOUT THE WRITTEN PERMISSION OF BRR IS PROHIBITED. BRR SHALL BE NOTIFIED IMMEDIATELY IF ANY REUSE IS DETECTED. BRR SHALL BE LIABLE FOR ANY DAMAGE TO ANY PARTY ARISING FROM THE REUSE OF THIS PLAN WITHOUT THE WRITTEN PERMISSION OF BRR.

CONSULTANTS

Walmart logo and address: ATLANTA (GRESHAM), GA, 247 GRESHAM RD SE 30316, STORE NO. 03709-233

ISSUE BLOCK table with columns for Issue Number, Description, and Date.

CHECKED BY: MED, DRAWN BY: MED, PROTO CYCLE: 10/30/20, DOCUMENT DATE: 11/20/20

NOT FOR CONSTRUCTION

GENERAL INFORMATION

SHEET: N1

