


JAMES E. WILKERSON
A.I.A.

119 East Tallulah Drive
Greenville, S.C. 29605
864-370-2582
864-240-5375 f

FLA REG. AR0015603
JOB NO. 202016

DQ GRILL & CHILL
US HWY 90 (LOT 2)
GLEN ST MARY, FL
32040



GRILL & CHILL

AMERICAN DAIRY QUEEN
MINNEAPOLIS, MN U.S.A.

*REGISTERED U.S. PATENT OFFICE.
AMERICAN DAIRY QUEEN CORPORATION.
THIS DRAWING, ITS DESIGN DETAIL AND
INVENTION ARE THE PROPERTY OF
AMERICAN DAIRY QUEEN INC. (ADQ) AND
SHALL NOT BE COPIED IN ANY MANNER
NOR DISCLOSED TO ANY OUTSIDE
PARTY WITHOUT ADQ CONSENT.

BUILDING TYPE:
DAIRY QUEEN GRILL & CHILL
CORE66
STORE No. 45961

DRAWN, CHECKED, & APPROVED BY: ADQ
DESIGN-ARCHITECTURE-CONSTRUCTION
(DAC) DEPARTMENT

THIS IS "PLAN" NORTH
FOR ACTUAL BUILDING
ORIENTATION REFER TO
SITE PLAN (BY OTHERS)

ISSUE DATE: 10/30/2020

REVISION DATE:

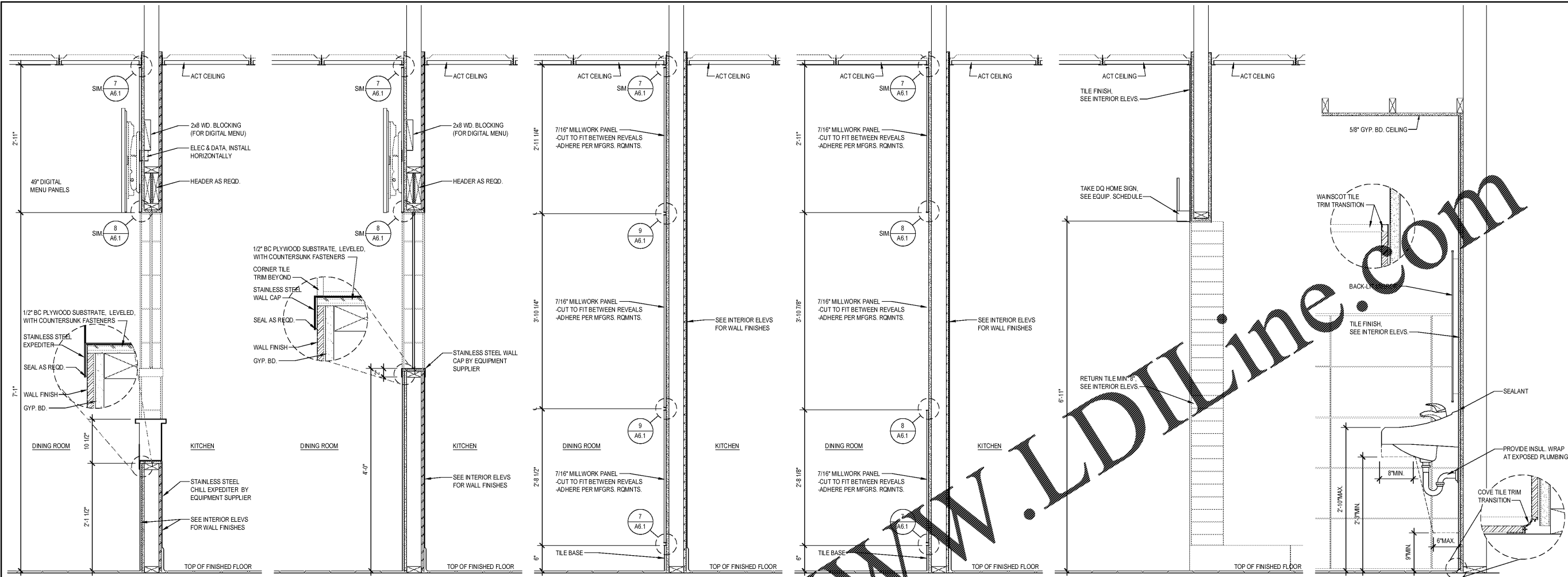
10/30/2020 ISSUE FOR CONSTRUCTION

- ▲
- ▲
- ▲
- ▲
- ▲

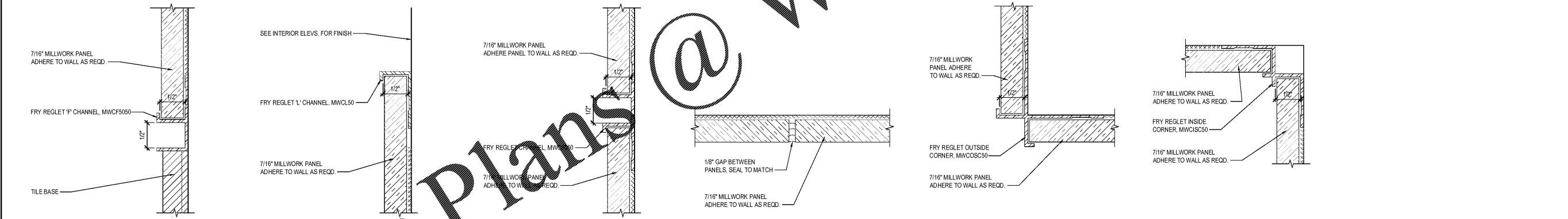
DETAILS

SHEET NUMBER:

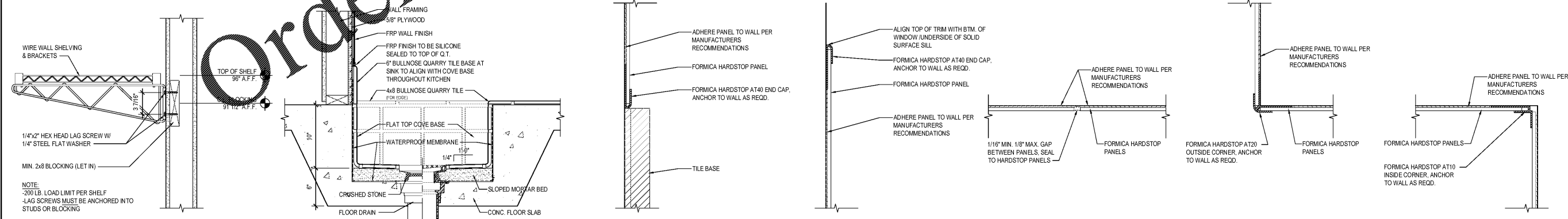
A6.1



1 KITCHEN WALL SECTION SCALE: 1" = 1'-0"
 2 KITCHEN WALL SECTION SCALE: 1" = 1'-0"
 3 PANELING SECTION SCALE: 1" = 1'-0"
 4 PANELING SECTION SCALE: 1" = 1'-0"
 5 CAKE ENCLOSURE SECTION SCALE: 1" = 1'-0"
 6 LAVATORY SECTION SCALE: 1" = 1'-0"



7 PANEL BASE SCALE: FULL
 8 PANEL TRANSITION SCALE: FULL
 9 PANEL REVEAL SCALE: FULL
 10 PANEL SEAM SCALE: FULL
 11 OUTSIDE CORNER SCALE: FULL
 12 INSIDE CORNER SCALE: FULL



13 SHELVING DETAIL SCALE: 1 1/2" = 1'-0"
 14 MOP SINK DETAIL SCALE: 1 1/2" = 1'-0"
 15 WAINSCOT DETAIL SCALE: FULL
 16 WAINSCOT TOP CAP SCALE: FULL
 17 WAINSCOT SEAM SCALE: FULL
 18 OUTSIDE CORNER SCALE: FULL
 19 INSIDE CORNER SCALE: FULL