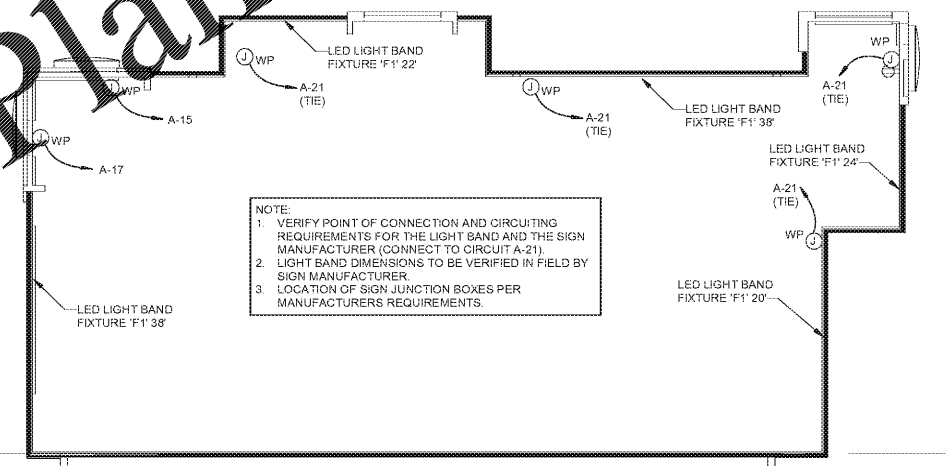


1 LIGHTING PLAN
E-1.0 1/4" = 1'-0"



2 PARAPET LIGHTING PLAN
E-1.0 1/8" = 1'-0"

LIGHTING FIXTURE NOTES

- CONTRACTOR SHALL CHECK AND VERIFY FIXTURE QUANTITY AND MAKE PROPER ADJUSTMENTS FOR ANY CHANGES IN PLAN SHOWN DUE TO ADDITIONAL REQUIREMENTS SUCH AS VESTIBULES, LOCAL CODES, ETC.
- SEE SITE LIGHTING DRAWING FOR AREA LIGHTING POLES SPECIFICATIONS AND DETAILS.
- ALL LIGHTING FIXTURES SHALL BE 120 VOLTS UNLESS NOTED OTHERWISE.
- ALL ENCLOSED FLUORESCENT LIGHTING FIXTURES SHALL BE PROVIDED WITH LAMP SPECIFIED BY THE MANUFACTURER. CONTRACTOR SHALL FURNISH AND INSTALL IN-LINE FUSE HOLDER AND FUSES IN ALL BALLASTED LIGHTING FIXTURES.
- BALLAST FOR FLUORESCENT FIXTURES SHALL BE TYPE 'P' WITH MINIMUM POWER FACTOR OF 90%. BALLAST FOR SOFFIT LIGHTING SHALL BE RATED 50 DEGREES F FOR ZONE 'E', 0 DEGREES F FOR ZONES 'B', 'C', 'D', 'F', 'G', 'H', 'I', 'J', 'K', 'L', 'M', 'N', 'O', 'P', 'Q', 'R', 'S', 'T', 'U', 'V', 'W', 'X', 'Y', 'Z' FOR ZONE 'A'. ZONE 'A' LAMPS TO BE PHOTO CELL DEGREE F FOR ZONE 'A'. WHENEVER APPLICABLE, THE FLUORESCENT FIXTURES SHALL BE FURNISHED WITH ENERGY EFFICIENT INCANDESCENT LAMPS.

GENERAL NOTES:

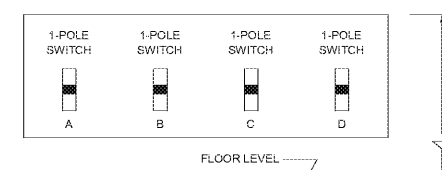
- REFER TO SHEET E-1.1 FOR LIGHT FIXTURE SPECIFICATIONS.
- SEE ARCHITECTURAL REFLECTED CEILING PLAN FOR EXACT LOCATION AND MOUNTING HEIGHTS OF LIGHT FIXTURES. COORDINATE LIGHTING FIXTURE LOCATIONS WITH DECOR DRAWINGS. ALL WORK AND MATERIALS SHALL BE BY THE ELECTRICAL CONTRACTOR UNLESS NOTED OTHERWISE.
- MC CABLE ONLY PERMITTED FOR LIGHT WHIPS. ALL OTHER TO BE E.M.T CONDUIT IN CEILING AND WALLS - RIGID CONDUIT UNDER SLAB.
- PROVIDE JUNCTION BOXES AT LIGHT FIXTURES PER MANUFACTURERS REQUIREMENTS. (TYPICAL FOR ALL LIGHTING FIXTURES).
- WHERE TRUSSES ARE EXPOSED, RUN ALL ELECTRICAL CONDUITS ABOVE THE BOTTOM CHORD OF THE TRUSS.
- GENERAL CONTRACTOR TO INSTALL WEATHERPROOF OUTLET OR JUNCTION BOXES FOR PARAPET LIGHT BAND 32" ON CENTER MAX.

KEYED NOTES:

- SWITCH BANK: REFERENCE DETAIL #1, THIS SHEET.
- MOUNT BOTTOM OF FIXTURE 9'-0" AFG. WIRE WALL PACK THROUGH PHOTO CELL.
- ELECTRICAL CONTRACTOR TO PROVIDE "PARAGON" PHOTOCELL CW 201-00 MOUNTED ON ROOF FACING NORTH. MAKE ADJUSTMENTS FOR ANY AMBIENT LIGHT.
- PROVIDE HARDWARE FOR INSTALLATION IN GYPSUM BOARD CEILINGS.
- ELECTRICAL CONTRACTOR TO COORDINATE WITH THE DRIVE THROUGH SIGN SUPPLIER FOR EXACT ELECTRICAL REQUIREMENTS.
- FIXTURE MOUNTED FACING DOWN AT 10'-0" AFG. JUNCTION BOX MOUNTED AT 12'-0" AFG.
- FIXTURE SUPPLIED BY COOLER/FREEZER MANUFACTURER. ELECTRICAL CONTRACTOR TO COORDINATE ELECTRICAL CONNECTIONS.
- JUNCTION BOX FOR RACING STRIPE LIGHT FIXTURE BY LEKTRON PART#600-1036 WHITE 4000K. MOUNT AT 10'-0" AFG.
- PROVIDE CIRCUIT FOR LED CROWN LIGHT. FIXTURE PROVIDED BY OTHERS. COORDINATE EXACT REQUIREMENT AND FINAL LOCATION WITH PROJECT MANAGER PRIOR TO INSTALLATION.
- PROVIDE CIRCUIT FOR LED LIGHT STRIP INSIDE OF CEILING WHOPPER. FIXTURE PROVIDED BY OTHERS. COORDINATE EXACT REQUIREMENT AND FINAL LOCATION WITH PROJECT MANAGER PRIOR TO INSTALLATION.
- PROVIDE CIRCUIT FOR FSC LIGHTBOX. FIXTURE PROVIDED BY OTHERS. COORDINATE EXACT REQUIREMENT AND FINAL LOCATION WITH PROJECT MANAGER PRIOR TO INSTALLATION.

SYMBOL LEGEND


SYMBOL	DESCRIPTION
SWITCHES	
Ⓢ	TOGGLE SWITCH - SINGLE POLE
Ⓢ ₃	TOGGLE SWITCH - THREE POLE



4 SWITCH BANK DETAIL
E-1.0 NOT TO SCALE

NOTE: NUMBER OF SWITCHES REQUIRED MAY VARY BASED ON LIGHTING CONFIGURATION - VERIFY REQUIREMENTS.

Order Plans @ www.LDLine.com



REVISIONS

NO.	DESCRIPTION