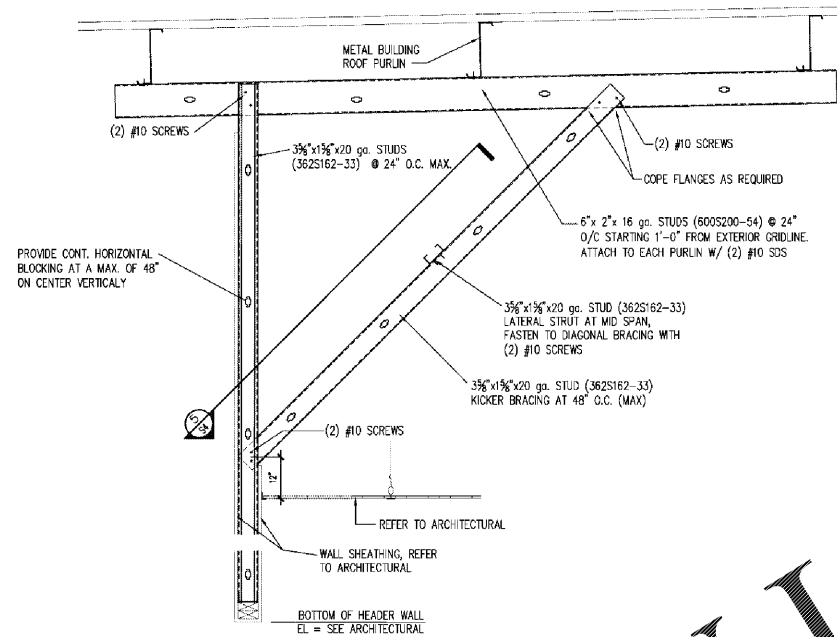


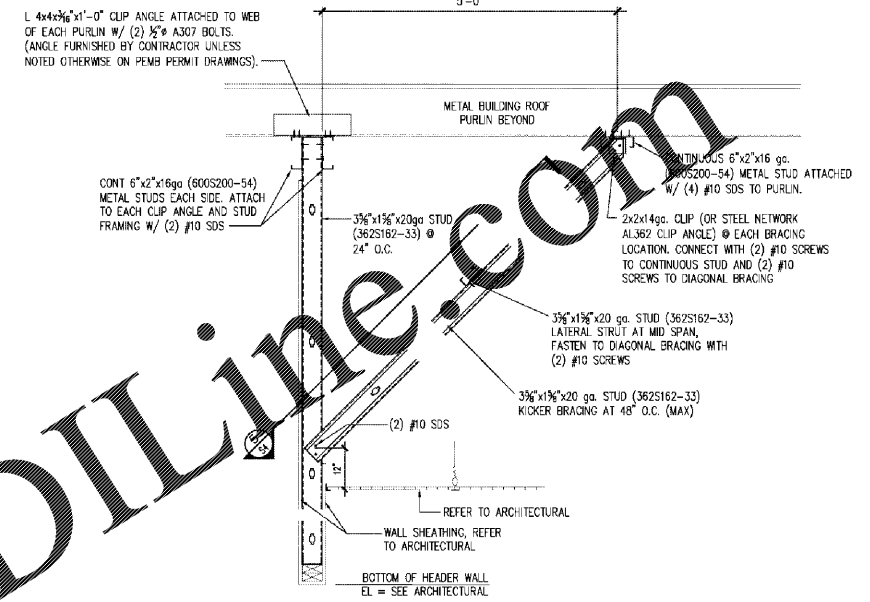
STRUCTURAL PLAN

SCALE: NONE



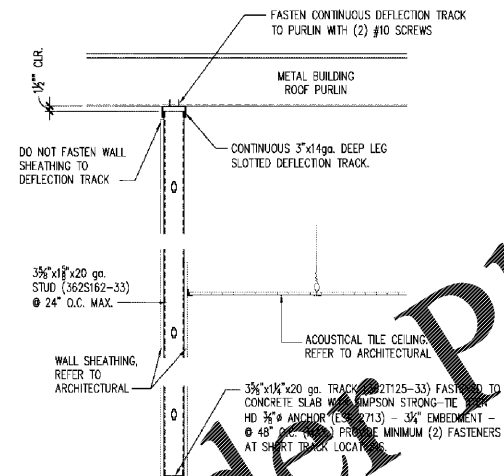
1 SECTION

S4 SCALE: 3/4" = 1'-0"



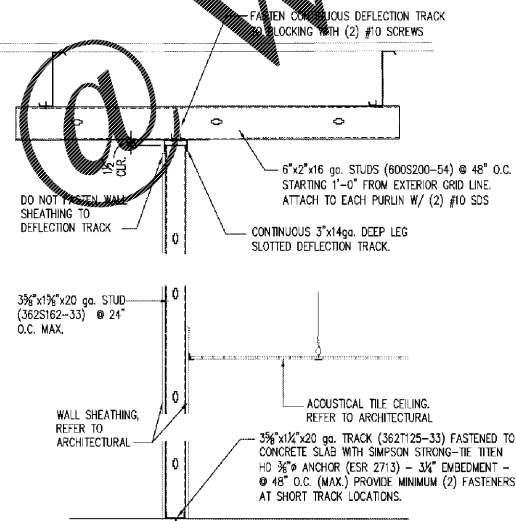
2 SECTION

S4 SCALE: 3/4" = 1'-0"



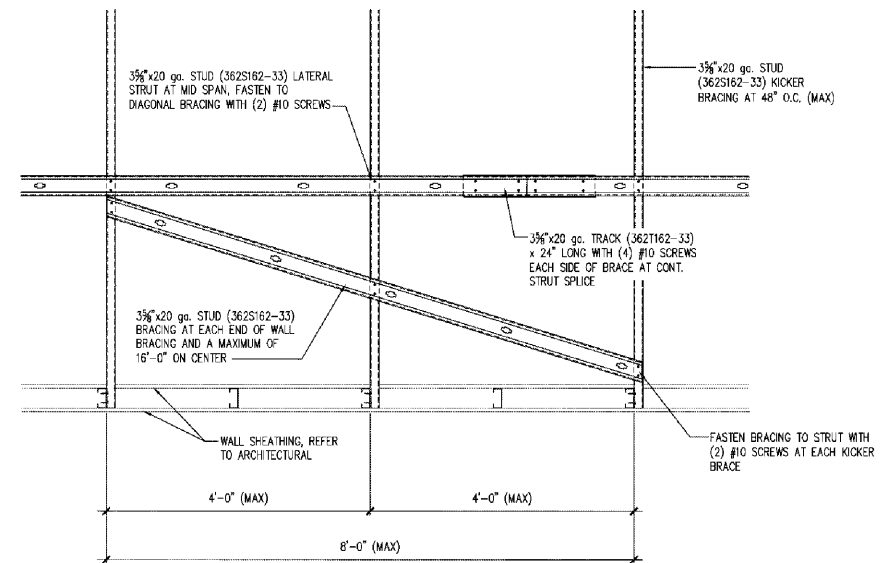
3 SECTION

S4 SCALE: 3/4" = 1'-0"



4 SECTION

S4 SCALE: 3/4" = 1'-0"



5 SECTION

S4 SCALE: 3/4" = 1'-0"

Order Plans

WWW.LDILine.com



CRAIG A. SCHNEIDER, AIA
ARCHITECT

1736 East Sunshine, Suite 417
Springfield, Missouri 65804
417.862.0558
417.862.3265
e-mail: architect@cityschneider.com

PROJECT:
NEW O'REILLY AUTO PARTS STORE
CLEVELAND HIGHWAY
VARNELL, GA

O'Reilly AUTO PARTS
CORPORATE OFFICES
233 SOUTH PATTERSON
SPRINGFIELD, MISSOURI 65802
(417) 862-2674 TELEPHONE

COMM #	4430
DATE:	2-28-2020
REVISION	
DATE:	4-10-2020



JS Smith Consulting Engineers
Firm License No. PE-04253
Jeffrey S. Smith P.E. 024389
1801 W 32nd St. Bldg B, Ste 104 * JOPLIN, MISSOURI 64804
P.O. Box 8102 * JOPLIN, MISSOURI 64802
PHONE: 417-824-0444 * FAX: 417-824-0430