


GENERAL NOTES

- (A) REFER TO PROJECT MANUAL FOR ADDITIONAL REQUIREMENTS.
- (B) DIMENSIONS ARE TO ROUGH FACE OF CONCRETE, FRAMING, OR CENTER LINE OF STRUCTURE UNLESS OTHERWISE INDICATED.
- (C) REFER TO CIVIL DRAWINGS FOR ADDITIONAL REQUIREMENTS.
- (D) REFER TO ARCHITECTURAL EXTERIOR FINISH SCHEDULE FOR ADDITIONAL MATERIAL TYPES, COLORS, AND FINISHES.



CRAIG A. SCHNEIDER, AIA
ARCHITECT
 1735 East Sunshine - Suite 417
 Springfield, Missouri 65804
 e-mail: architect@esterjshneider.com
 417.862.9556
 Fax: 417.862.9265

PROJECT:
NEW O'REILLY AUTO PARTS STORE
CLEVELAND HIGHWAY
VARNELL, GA
SITE DEVELOPMENT DETAILS

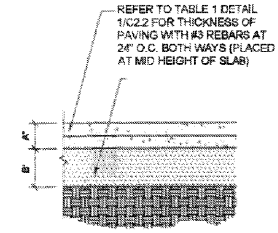
O'Reilly AUTO PARTS
 CORPORATE OFFICES
 3815 W. MISSOURI
 SPRINGFIELD, MISSOURI 65802
 (417) 862-2674 TELEPHONE

COMM #	4420
DATE:	2-28-2020
REVISION	
DATE:	4-10-2020
REVISION	
DATE:	7-20-2020

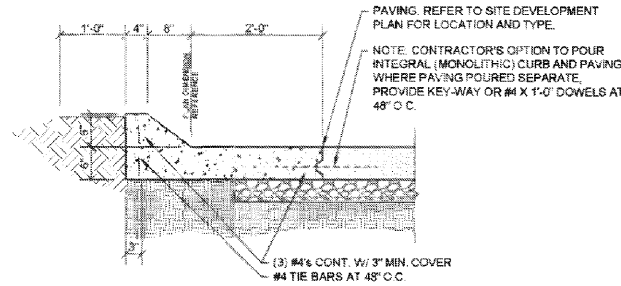
CONTROL JOINTS NOTE:
 PROVIDE CONTROL JOINTS, CURTS PER BEST PRACTICE REPORT OR AT 12' O.C. FOR SLAB THICKNESS IF NO RECOMMENDATIONS OTHERWISE.

TABLE 1**	
NORMAL CURT	DIAMETER (IN)
1/2" CONCRETE (4")	8" (2) 3/8" REBAR (4")
6" AGGREGATE BASE (6")	6" (2) 3/8" REBAR (6")

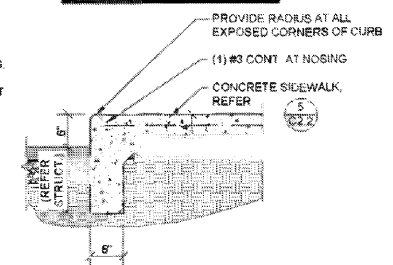
**PAVING DESIGNER BASED ON CEMENTitious ASPHALT
 PROVIDED TO THE OWNER BY TERRACONCRETE, INC.
 DATED 01/20/20. AN OMBUDS-BASED PROVIDER WHO
 MAINTAINS QUALITY STANDARDS FOR THE CLIENTS RESPONSIBILITY TO FULLY READ AND FOLLOW THE
 RECOMMENDATIONS OF THIS PRODUCT. SEE TECHNICAL BULLETIN.



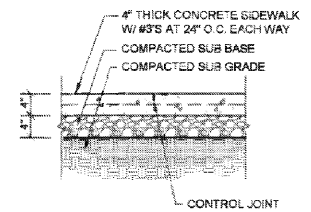
PROVIDE CONTROL JOINTS AT
 10' O.C. (25% SLAB THICKNESS)



NOTE:
 REFER TO SITE GRADING PLAN FOR
 ELEVATIONS OF PAVEMENT
 ADJACENT TO SIDEWALKS



PROVIDE TOoled CONTROL JOINTS
 AT 6' O.C. (25% SLAB THICKNESS)
 AND ISOLATION JOINTS AT 24' O.C.
 UNLESS OTHERWISE NOTED.



1 CONCRETE PAVING SECTION
 C2.2 SCALE: NOT TO SCALE

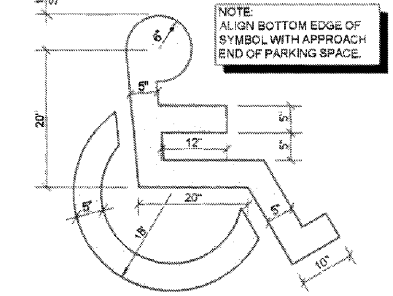
2 NOT USED
 C2.2 N.T.A.

3 CONCRETE CURB SECTION
 C2.2 SCALE: 3/4" = 1'-0"

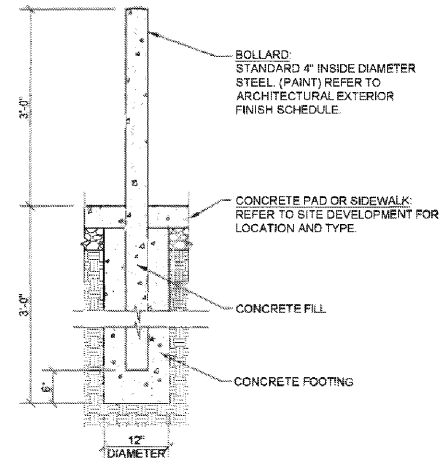
4 CONCRETE SIDEWALK CURB SECTION
 C2.2 SCALE: 3/4" = 1'-0"

5 CONCRETE SIDEWALK SECTION
 C2.2 SCALE: 3/4" = 1'-0"

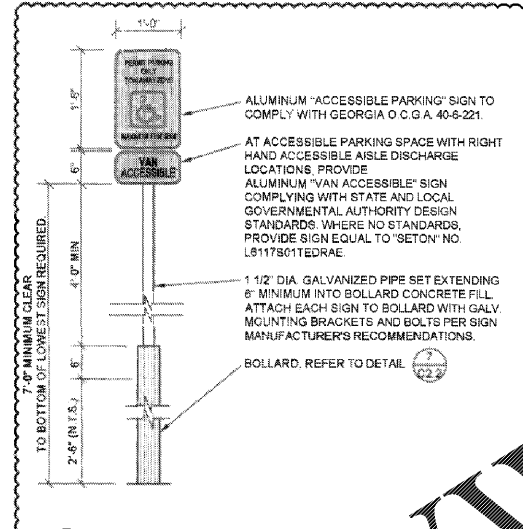
NOTE: TO BE PAINTED (HIGHWAY GRADE) OR
 DECAL ADHERED TO PAVEMENT. COLOR TO MATCH
 STRIPING UNLESS OTHERWISE REQUIRED BY
 LOCAL ACCESSIBILITY STANDARDS



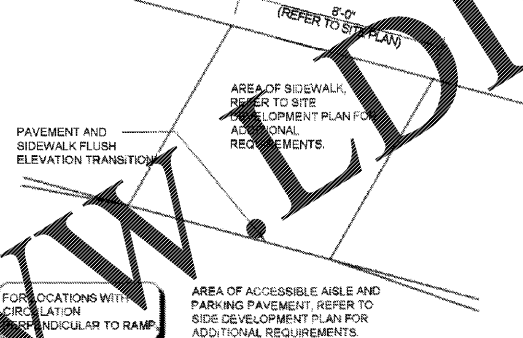
6 ACCESSIBLE PARKING PAVEMENT STRIPING DETAIL
 C2.2 SCALE: 3/4" = 1'-0"



7 STEEL BOLLARD SECTION
 C2.2 SCALE: 3/4" = 1'-0"



8 ACCESSIBLE PARKING SIGN DETAIL
 C2.2 SCALE: 3/4" = 1'-0"



9 ACCESSIBLE AISLE TRANSITION DETAIL
 C2.2 SCALE: NOT TO SCALE

Order Plans @ www.dlLine.com