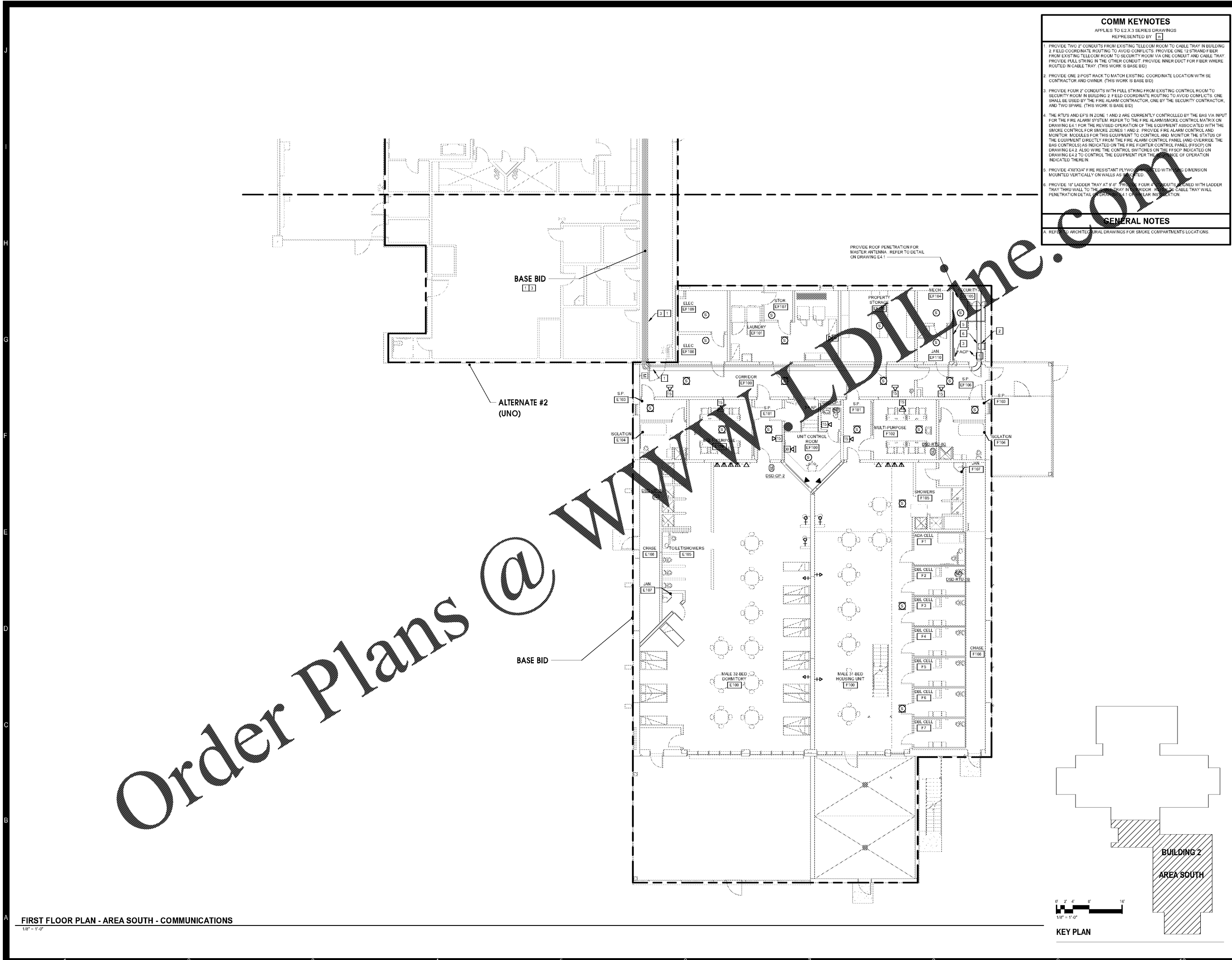
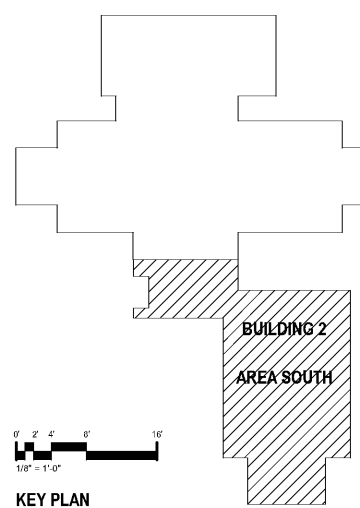
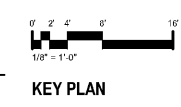


10/30/2020 1:22:32 PM



COMM KEYNOTES	
APPLIES TO E2.2.3 SERIES DRAWINGS REPRESENTED BY [Symbol]	
1.	PROVIDE TWO 2" CONDUITS FROM EXISTING TELECOM ROOM TO CABLE TRAY IN BUILDING 2. FIELD COORDINATE ROUTING TO AVOID CONFLICTS. PROVIDE ONE 12 STRAND FIBER FROM EXISTING TELECOM ROOM TO SECURITY ROOM VIA ONE CONDUIT AND CABLE TRAY. PROVIDE HULL STRING IN THE OTHER CONDUIT. PROVIDE INNER DUCT FOR FIBER WHERE ROUTED IN CABLE TRAY. (THIS WORK IS BASE BID)
2.	PROVIDE ONE 2" POST RACK TO MATCH EXISTING. COORDINATE LOCATION WITH SE CONTRACTOR AND OWNER. (THIS WORK IS BASE BID)
3.	PROVIDE FOUR 2" CONDUITS WITH PULL STRING FROM EXISTING CONTROL ROOM TO SECURITY ROOM IN BUILDING 2. FIELD COORDINATE ROUTING TO AVOID CONFLICTS. ONE SHALL BE USED BY THE FIRE ALARM CONTRACTOR, ONE BY THE SECURITY CONTRACTOR, AND TWO SPARE. (THIS WORK IS BASE BID)
4.	THE RTUs AND EF'S IN ZONE 1 AND 2 ARE CURRENTLY CONTROLLED BY THE BAS VIA INPUT FOR THE FIRE ALARM SYSTEM. REFER TO THE FIRE ALARM/SMOKE CONTROL MATRIX ON DRAWING E4.1 FOR THE REVISED OPERATION OF THE EQUIPMENT ASSOCIATED WITH THE SMOKE CONTROL FOR SMOKE ZONES 1 AND 2. PROVIDE FIRE ALARM CONTROL AND MONITOR MODULES FOR THIS EQUIPMENT TO CONTROL AND MONITOR THE STATUS OF THE EQUIPMENT DIRECTLY FROM THE FIRE ALARM CONTROL PANEL (AND OVERRIDE THE BAS CONTROLS) AS INDICATED ON THE FIRE FIGHTER CONTROL PANEL (FFSCP) ON DRAWING E4.2. ALSO WIRE THE CONTROL SWITCHES ON THE FFSCP INDICATED ON DRAWING E4.2 TO CONTROL THE EQUIPMENT FOR THE MODE OF OPERATION INDICATED THEREIN.
5.	PROVIDE 4'X8'X3/4" FIRE RESISTANT PLYWOOD MOUNTED WITH 2" DIMENSION MOUNTED VERTICALLY ON WALLS AS SHOWN.
6.	PROVIDE 10" LADDER TRAY AT 9'-0" FROM THE FLOOR. PROVIDE FOUR 2" CONDUITS WITH LADDER TRAY THRU WALL TO THE CABLE TRAY IN SECURITY ROOM. PROVIDE CABLE TRAY WALL PENETRATION DETAIL (WORK IN CONJUNCTION WITH ELECTRICAL DRAWING E4.1).
GENERAL NOTES	
A. REFER TO ARCHITECTURAL DRAWINGS FOR SMOKE COMPARTMENTS LOCATIONS.	

FIRST FLOOR PLAN - AREA SOUTH - COMMUNICATIONS  
1/8" = 1'-0"



**MOSELEY ARCHITECTS**  
 6210 ARDREY HELL ROAD - THE HUB AT WAVERLY, SUITE 425 - CHARLOTTE, NC 28277  
 PHONE (704) 540-3755 FAX (704) 540-3754  
 MOSELEYARCHITECTS.COM



**MARION COUNTY LEC**  
 591492  
 MARION COUNTY  
 2715 EAST HWY 76, MULLINS, SC 29574

DATE	REVISIONS
10/30/20	591492

FIRST FLOOR PLAN - AREA SOUTH - COMMUNICATIONS

E2.2.3