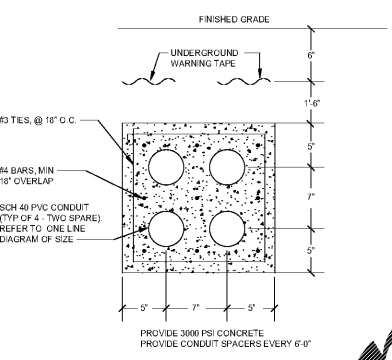
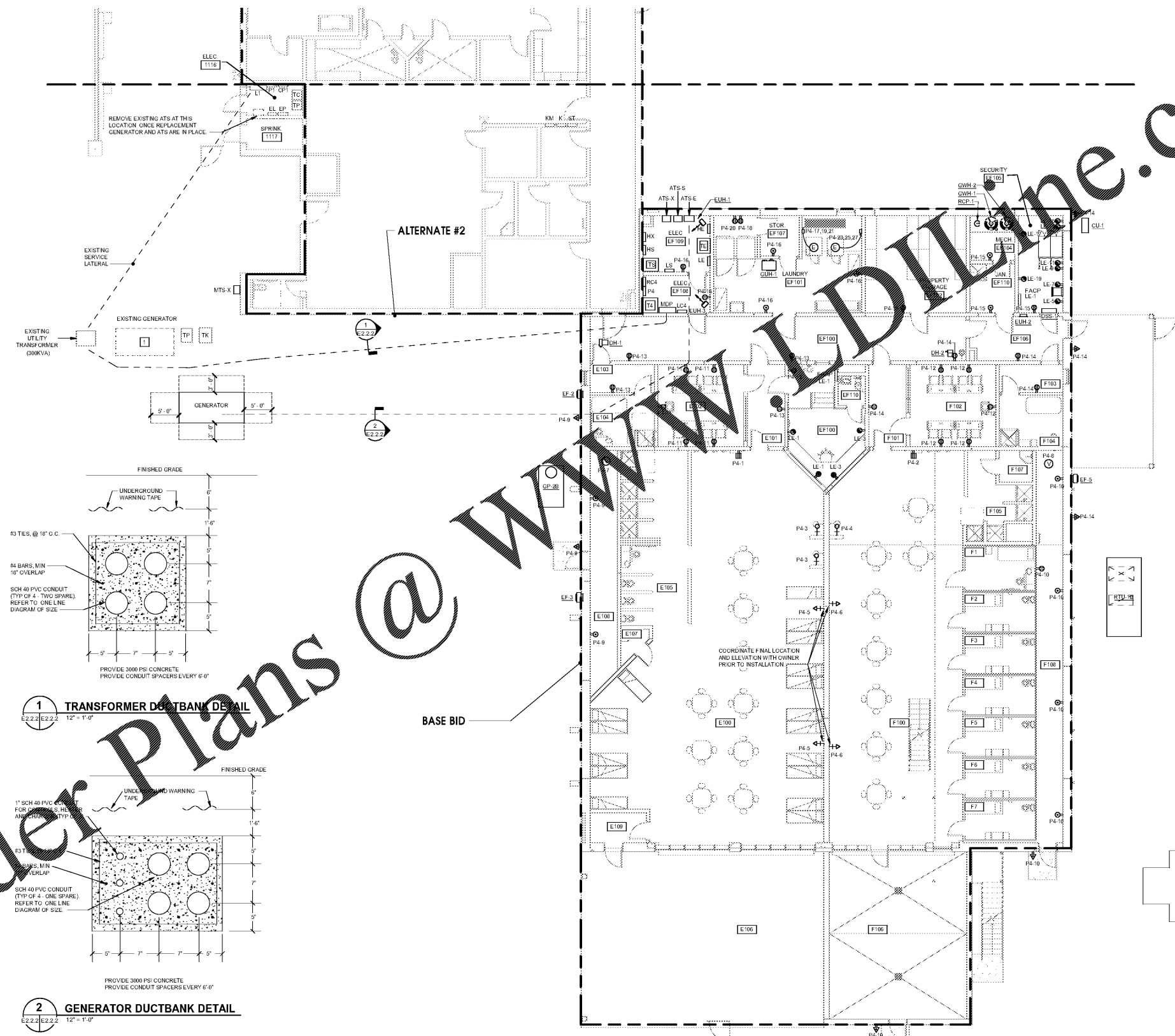


DIV 23 ELECTRICAL CONNECTION SCHEDULE - ADDITION								
TAG	VOLTAGE	# POLES	LOAD	PANEL	CCTB	WIRE	DISCONNECTING MEANS	REMARKS
CU-1	208 V	2	2.0 KVA	P4	22.24	2#12#120.34°C	240V JBOX 2P, DISC F110D	
DH-1	208 V	3	1.5 KVA	P4	79.81.83	3#12#120.34°C	PROVIDED WITH UNIT	
DH-2	208 V	3	1.5 KVA	P4	42.44.46	3#12#120.34°C	PROVIDED WITH UNIT	
DSS-1	208 V	2	0.2 KVA	P4	22.24			POWERED BY OUTDOOR UNIT VIA CONNECTING CABLE
EF-2	120 V	1	0.7 KVA	P4	26	2#12#120.34°C	PROVIDED WITH UNIT	
EF-3	120 V	1	0.7 KVA	P4	29	2#12#120.34°C	MOTOR SNAP SWITCH	
EF-5	120 V	1	0.7 KVA	P4	26	2#12#120.34°C	PROVIDED WITH UNIT	
EUH-1	277 V	1	3.0 KVA	MDP	2	2#12#120.34°C	PROVIDED WITH UNIT	
EUH-2	208 V	3	3.0 KVA	P4	34.36.38	3#12#120.34°C	PROVIDED WITH UNIT	
EUH-3	277 V	1	3.0 KVA	MDP	4	2#12#120.34°C	PROVIDED WITH UNIT	
GP-2B	480 V	3	13.3 KVA	MDP	19.21.23	3#10#100.34°C	PROVIDED WITH UNIT	
GUH-1	120 V	1	0.5 KVA	P4	35	2#12#120.34°C	MOTOR SNAP SWITCH	
GWH-1	120 V	1	0.6 KVA	LE	21	2#12#120.34°C	MOTOR SNAP SWITCH	
GWH-2	120 V	1	0.6 KVA	LE	23	2#12#120.34°C	MOTOR SNAP SWITCH	
RCP-1	120 V	1	0.6 KVA	LE	25	2#12#120.34°C	MOTOR SNAP SWITCH	
RTU-1B	480 V	3	20.8 KVA	MDP	13.15.17	3#8#100.34°C	PROVIDED WITH UNIT	

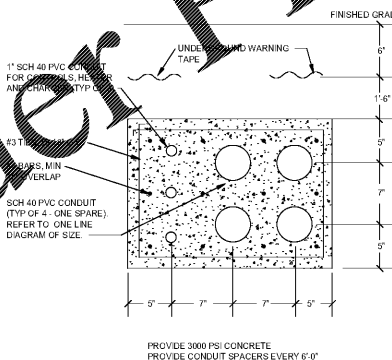
120V RELAY SCHEDULE RC-1				
RELAY PANEL	CIRCUIT #	CIRCUIT DESCRIPTION	CONTROL MEANS	NOTES
RC-1	P4	1	KIOSK E100	SECURITY SYSTEM
RC-2	P4	3	VIDEO VISIT E100	SECURITY SYSTEM
RC-3	P4	5	TV E100	SECURITY SYSTEM
RC-4	P4	7	WATER E108	SECURITY SYSTEM
RC-5	P4	12	REC E102	SECURITY SYSTEM
RC-6	P4	2	KIOSK F100	SECURITY SYSTEM
RC-7	P4	4	VIDEO VISIT F100	SECURITY SYSTEM
RC-8	P4	6	TV F100	SECURITY SYSTEM
RC-9	P4	8	WATER F100	SECURITY SYSTEM
RC-10	P4	11	REC F102	SECURITY SYSTEM

**POWER KEYNOTES**  
 APPLIES TO E2.2.2 SERIES DRAWINGS  
 REPRESENTED BY [Symbol]

1. REMOVE EXISTING GENERATOR AT THIS LOCATION REFER TO ONE LINE DIAGRAM.



**1 TRANSFORMER DUCTBANK DETAIL**  
 E2.2.2 E2.2.2 12" = 1'-0"



**2 GENERATOR DUCTBANK DETAIL**  
 E2.2.2 E2.2.2 12" = 1'-0"

WWW.LDLINE.com

Order Plans @

MOSELEYARCHITECTS



6210 ARDREY HELL ROAD - THE HUB AT WAVERLY, SUITE 425 - CHARLOTTE, NC 28277  
 PHONE (704) 540-3755 FAX (704) 540-3754  
 MOSELEYARCHITECTS.COM

MARION COUNTY LEC

591492  
 MARION COUNTY  
 2715 EAST HWY 76, MULLINS, SC 29574

PROJECT NO.	DATE	REVISIONS
591492	OCTOBER 30, 2020	

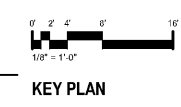
FIRST FLOOR PLAN - AREA SOUTH - POWER

E2.2.2

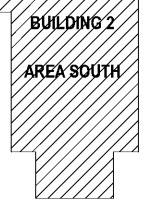
10/30/2020 1:22:26 PM

A B C D E F G H J

FIRST FLOOR PLAN - AREA SOUTH - POWER  
 1/8" = 1'-0"



KEY PLAN



BUILDING 2  
 AREA SOUTH