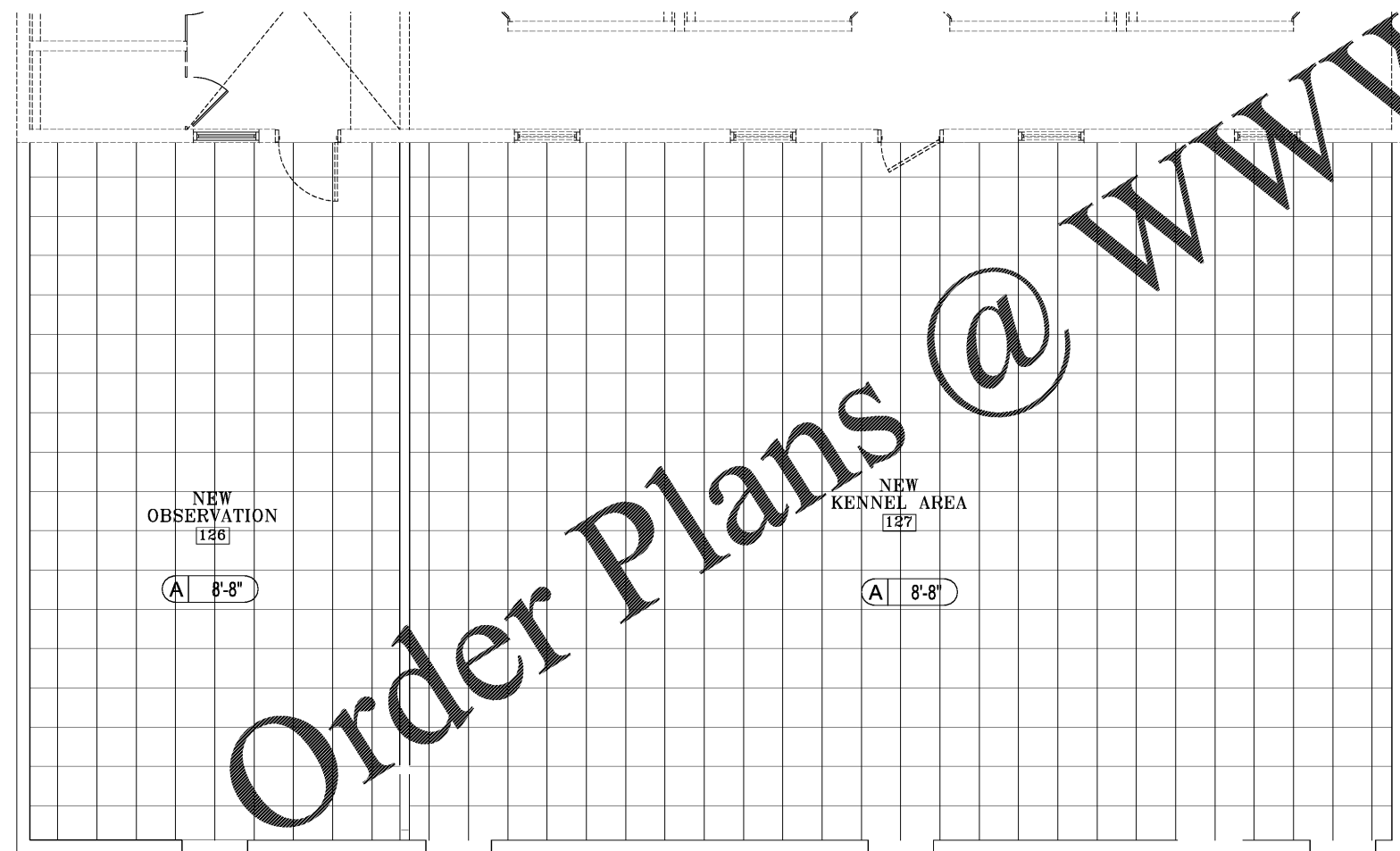
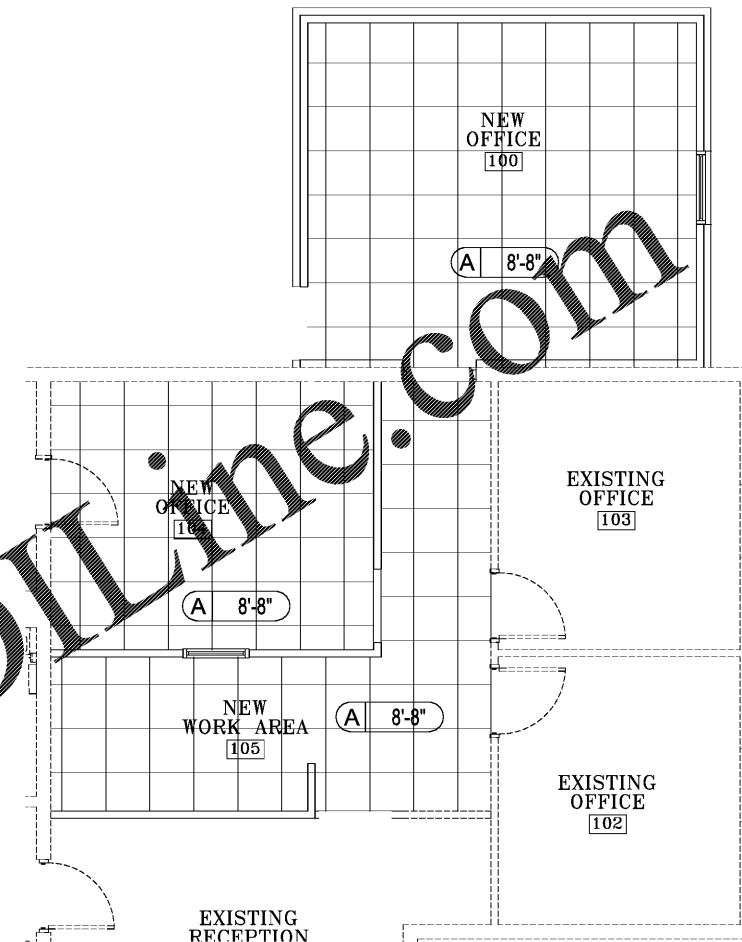


**A** FULL FLOOR PLAN  
SCALE: 1/16" = 1'-0"



**C** KENNEL AREA REFLECTED CEILING PLAN  
SCALE: 1/4" = 1'-0"

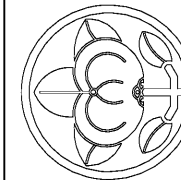


**B** OFFICE AREA REFLECTED CEILING PLAN  
SCALE: 1/4" = 1'-0"

CEILING LEGEND:			
MARK	DESCRIPTION	MANUF	MODEL
(A)	24"X24"X5/8" LAY-IN - 15/16"	ARMSTRONG	DUNE
(B)	SUSPENDED DRYWALL GRID - STANDARD	ARMSTRONG	-
(C)	OPEN TO DECK	-	-
(D)	24"X24"X5/8" LAY-IN - 15/16"	ARMSTRONG	DUNE
(E)	24"X24"X5/8" LAY-IN - 15/16" - WET LOCATIONS	ARMSTRONG	CERAMAGUARD

NOTES:  
1. CEILING TILE SHALL BE AS NOTED OR AN APPROVED EQUAL.

GARASHI  
DESIGNS



issue date/revisions

architect's seal



project name  
**ANIMAL CONTROL  
ADDITION  
1506 ROCKBRIDGE ROAD  
CONYERS, GA 30012**

sheet title  
**REFLECTED CEILING PLAN**

drawn by  
MJAI  
checked by  
---  
project no.  
---  
date  
1-24-20

**A6.1**  
sheet no.