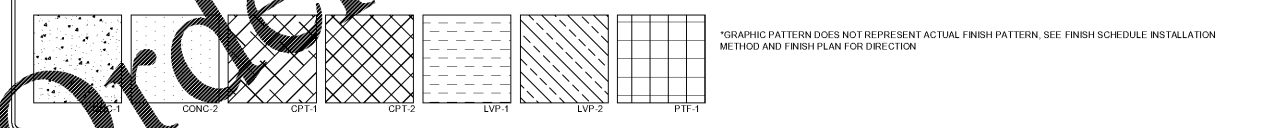


FINISH SCHEDULE							
NO.	ROOM NAME	FLOOR	BASE	CEILING	WALL	MLLWORK	NOTES
100	FRONT LOBBY	LVP-1	WB-1	ACT-1 / GWB	PT-1 / PT-3		CROWN MOLDING AND CHAIR RAIL STAINED ST-1
101	OFFICE	CPT-2	RB-1	ACT-1	PT-1	QTZ-1 / ST-1	
102	OFFICE	CPT-2	RB-1	ACT-1	PT-1	QTZ-1 / PLAM-1	
103	CONFERENCE ROOM	CPT-1	WB-1	GWB/OPEN-2	PT-1		
104	JANITOR'S	CONC-2	RB-1	ACT-1	FRP-1 / PT-3		FRP-1 UP TO 4'-0" A.F.F., PT-3 ABOVE
105	MEN'S RESTROOM	PTF-1	TB-1	ACT-1	PT-2 / T-1 / T-2		
106	CORRIDOR	LVP-1	RB-1	ACT-1	PT-1 / PT-3		
107	OFFICE	CPT-2	RB-1	ACT-1	PT-1		
108	OFFICE	CPT-2	RB-1	ACT-1	PT-1		
109	CLASSROOM	LVP-1	RB-1	ACT-1	PT-1PT-3	QTZ-1 / ST-1	
110	STORAGE	CONC-2	RB-1	OPEN-1	PT-3		
111	WOMEN'S RESTROOM	PTF-1	TB-1	ACT-1	PT-2 / T-1 / T-2		
112	CORRIDOR	LVP-1	RB-1	ACT-1	PT-1 / PT-3		
113	BREAK ROOM	CONC-1	RB-1	ACT-2 / OPEN-2	PT-1 / PT-3 / T-1 / T-2	QTZ-1 / PLAM-1	
114	MEN'S RESTROOM	PTF-1	TB-1	ACT-1	PT-2 / T-1 / T-2		
115	WOMEN'S RESTROOM	PTF-1	TB-1	ACT-1	PT-2 / T-1 / T-2		
116	CLASSROOM	LVP-1	RB-1	ACT-1	PT-1PT-3		
117	ELECTRICAL ROOM	CONC-2	RB-1	OPEN-1	PT-3		
118	RISER ROOM	CONC-2	RB-1	OPEN-1	PT-3		
119	TRAINING FLOOR	CONC-2		OPEN-1	MP-1 / PT-3		EXPOSED PEMB STRUCTURE TO BE PT-9

FINISH SCHEDULE							
NO.	ROOM NAME	FLOOR	BASE	CEILING	WALL	MLLWORK	NOTES
200	CORRIDOR	LVP-1	RB-1	OPEN-2	PT-1 / PT-3		
201	CONFERENCE ROOM	CPT-1	WB-1	ACT-3 / GWB	PT-1 / PT-3		CROWN MOLDING AND CHAIR RAIL STAINED ST-1
202	JANITOR'S	LVP-2	RB-1	OPEN-1	FRP-1 / PT-3		FRP-1 UP TO 4'-0" A.F.F., PT-3 ABOVE
203	MEN'S RESTROOM	PTF-1	TB-1	ACT-1	PT-2 / T-1 / T-2		
204	STORAGE	LVP-2	RB-1	OPEN-1	PT-3		
205	MECHANICAL	LVP-2	RB-1	OPEN-1	PT-3		
206	WOMEN'S RESTROOM	PTF-1	TB-1	ACT-1	PT-2 / T-1 / T-2		
207	OFFICES	CPT-2	RB-1	ACT-1	PT-1		
208	CLOSET	LVP-2	RB-1	OPEN-1	PT-3		
209	STAIR 2	N/A	N/A	OPEN-1	PT-3		EXPOSED PEMB STRUCTURE TO BE PT-9
208	STAIR 1	N/A	N/A	OPEN-1	PT-3		EXPOSED PEMB STRUCTURE TO BE PT-9

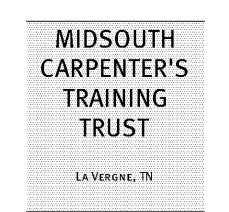
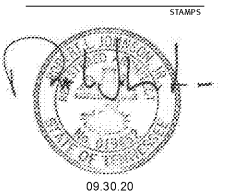
FINISH SYMBOLS & TYPES		
KEY NAME	DESCRIPTION	
RB-1	RUBBER BASE	ROPPE CONTOURS #10 SERENITY PS4010, COLOR: 123 CHARCOAL
TB-1	TILE BASE	DALTILE "SOCIETY", SIZE 6"x12" COVE BASE, COLOR: "PARK LANE GRAY", FINISH: MATTE, 1/8" GROUT, MAPEI #47 "CHARCOAL"
WB-1	WOOD BASE	WOOD BASE STAINED ST-1, GC TO SUBMIT PROFILE TO OWNER FOR APPROVAL
ACT-1	ACOUSTICAL TILE	ARMSTRONG 2'x2' "ULTIMA" BEVELED REGULAR TILE WITH 15/16" "SUPRAFINE XL" EXPOSED TEE GRID, COLOR: WHITE
ACT-2	ACOUSTICAL TILE CLOUD	ARMSTRONG 2'x2' "ULTIMA" BEVELED REGULAR TILE ITEM #912 TO BE INSTALLED ON "SUPRAFINE XL" 9/16" TEE-BAR SUSPENSION SYSTEM WITH AXIOM 6" CLASSIC EXTRUDED ALUMINUM PERIMETER TRIM, COLOR TO BE WHITE - TO BE HUNG ON THREADED ROD.
ACT-3	ACOUSTICAL TILE CLOUD	ARMSTRONG 2'x2' "ULTIMA" BEVELED REGULAR TILE ITEM #912 TO BE INSTALLED ON "SUPRAFINE XL" 9/16" TEE-BAR SUSPENSION SYSTEM WITH AXIOM 10" CLASSIC EXTRUDED ALUMINUM PERIMETER TRIM, COLOR TO BE WHITE - TO BE HUNG ON THREADED ROD.
GWB	GYPSUM CEILING	PAINTED PT-6 UNLESS OTHERWISE NOTED.
OPEN-1	OPEN CEILING	EXPOSED STRUCTURE, CONDUIT, UNISTRUT, BRACING, PLUMBING PIPES, MECHANICAL, INSULATION, ETC.
OPEN-2	OPEN CEILING	EXPOSED STRUCTURE, CONDUIT, UNISTRUT, BRACING, PLUMBING PIPES, MECHANICAL, INSULATION, ETC. PAINTED PT-5
ST-1	STAIN	MINWAX WOOD FINISH WOOD STAIN, COLOR: EBONY
CONC-1	STAINED CONCRETE	COLOR TO BE SELECTED BY ARCHITECT/OWNER
CONC-2	SEALED CONCRETE	EXPOSED CONCRETE WITH CLEAR SEALER
CPT-1	CARPET TILE	EF CONTRACT KICKS SERIES "STRETCH", SIZE: 12"x48", COLOR: SCH52 "GREY HEATHER", INSTALLATION METHOD: ASHLAR
CPT-2	CARPET TILE	EF CONTRACT "DISTRICT", SIZE: 24"x24", COLOR: DTR53 "OUT OF BOUNDS", INSTALLATION METHOD: QUARTER TURNED TILES
LVP-1	LAMINATE VINYL PLANK	EF CONTRACT TEXTURES SERIES "SCRATCHED CONCRETE", SIZE: 24"x36", COLOR: BLVSC002 "SCRATCHED CONCRETE GRAY", INSTALLATION METHOD: 1/2" OFFSET OR PER MANUFACTURER RECOMMENDATIONS
LVP-2	LAMINATE VINYL PLANK	EF CONTRACT TEXTURES SERIES "STAINED CONCRETE", SIZE: 18"x36", COLOR: EFCSC002 "LIMESTONE", INSTALLATION METHOD: 1/3" OFFSET OR PER MANUFACTURER RECOMMENDATIONS
PTF-1	PORCELAIN TILE FLOORING	DALTILE "SOCIETY", SIZE 12"x24", COLOR: "PARK LANE GRAY", FINISH: MATTE, 1/8" GROUT, MAPEI #47 "CHARCOAL", INSTALLATION METHOD: RUNNING BOND OR PER MANUFACTURER RECOMMENDATIONS
PLAM-1	LAMINATE	ABET LAMINATI, COLOR: 2810 "CLMB"
QTZ-1	QUARTZ	DALTILE ONE QUARTZ SURFACES, COLOR: NQ59 "LINCOLN WHITE", FINISH: LEATHER
PT-1	PAINT	SHERWIN WILLIAMS "REPOSE GRAY" SW 7015
PT-2	PAINT	SHERWIN WILLIAMS "ACIER" SW 9170
PT-3	PAINT	SHERWIN WILLIAMS "DOVETAIL" SW 7018
PT-4	PAINT	SHERWIN WILLIAMS "GAUNTLET GRAY" SW 7017
PT-5	PAINT	SHERWIN WILLIAMS "TRICORN BLACK" SW 6258
PT-6	PAINT	SHERWIN WILLIAMS "HIGH REFLECTANCE" SW 7016
PT-7	PAINT	SHERWIN WILLIAMS "URBAN CONCRETE" SW 7014
PT-8	PAINT	SHERWIN WILLIAMS "POPULAR" SW 7013
MP-1	METAL PANEL	BERRIDGE HC-16 PANEL, COLOR: "SANTA WHITE", CORRUGATED METAL, INSTALLATION METHOD: VERTICAL
MP-2	METAL PANEL	BERRIDGE STANDING SEAM SYSTEM, COLOR: "CHARCOAL GREY", TEE-PANEL
T-1	WALL TILE	GROSSVILLE "LINCOLN", SIZE 3"x6" MOSAIC, COLOR: "PENNSYLVANIA BLUE", FINISH: HONED, 1/8" GROUT, MAPEI #27 "SILVER"
T-2	WALL TILE	DALTILE "MIDWINTER EARTH", SIZE 2"x2" MOSAIC, COLOR: M106 "CHIMNEY CORNER", FINISH: MATTE, 1/8" GROUT, MAPEI #27 "SILVER"
FRP-1	FIBERGLASS REINFORCED PLASTIC WALL	MULTI-COLOR TEXTURE, COLOR: DARK GRAY FRP P470N, PLACED 4'-0" A.F.F. ON ALL WALLS



- ### GENERAL NOTES
- REFERENCE A-7.4 & A-7.3 FOR FINISH FLOOR PLANS.
 - REFERENCE A-7.4 & A-7.5 FOR FINISH WALL PLANS.
 - REFERENCE A-2.0, A-2.1, A-2.2 FOR CEILING TYPES AND FINISHES.
 - CONTACT ARCHITECT IMMEDIATELY SHOULD ANY DISCREPANCIES OCCUR VIA CONSTRUCTION DOCUMENTS OR FINISHING.
 - ALL PAINT SHALL BE EGGSHELL FINISH UNLESS OTHERWISE NOTED.
 - ALL PAINT ON DOOR TRIMS SHALL BE SATIN FINISH UNLESS OTHERWISE NOTED.
 - ALL STAIN TO BE APPROVED BY OWNER PRIOR TO INSTALLATION - GC TO SUBMIT SAMPLE TO OWNER.
 - ALL TRANSITIONS AT DOORS TO RECEIVE THRESHOLDS (TO BE ADA COMPLIANT).
 - CONTROL JOINTS ARE TO BE PLACED AT ALL COLUMN LINES. PATTERN JOINTS TO BE APPLIED AS REQUIRED BY DRAWINGS.
 - INSTALL ALL MATERIALS IN STRICT ACCORDANCE WITH MANUFACTURER'S INSTRUCTIONS TO ENSURE ALL APPLICABLE WARRANTIES AND PROPER FINISH OUT.
 - ALL STAINED OR EXPOSED CONCRETE TO RECEIVE CLEAR SEALANT (2 COATS).
 - G.C. TO COORDINATE ALL FINISH FLOOR DIMENSIONS W/ FLOOR PLAN & DETAILS. CONTACT THE ARCHITECT IMMEDIATELY IF ANY DISCREPANCIES OCCUR.
 - CENTER ALL TILE, LAMINATE VINYL TILE, & CARPET TILE IN ROOMS UNLESS OTHERWISE INDICATED ON CONSTRUCTION DOCUMENTS OR COLORED RENDERINGS.
 - ALL INTERIOR FLOOR FINISHES TO COMPLY WITH IBC SECTION 803.
 - ALL WALL & CEILING FINISH MATERIALS TO COMPLY WITH IBC SECTION 803 AND TABLE 803.11.
 - FLOORING CONTRACTORS MUST SUBMIT FLOORING SAMPLE TO ARCHITECT BEFORE ORDER & PURCHASE OF FLOORING PRODUCT.
 - PROVIDE SCHLUTER STAINLESS STEEL LAMINATE VINYL TILE TO CARPET TRANSITION STRIP AT ALL LAMINATE VINYL TILE/CARPET TRANSITIONS.
 - COORDINATION OF TILE AND CARPET SURFACES TO BE OF FLAT, CONSISTENT TRANSITION PREPARATIONS TO BE MADE PRIOR TO INSTALLATION TO ALLOW FOR MATERIAL THICKNESS.
 - REFER TO FINISH SCHEDULE AND FINISH PLAN FOR FLOORING AND WALL TILE INSTALLATION PATTERNS/DIRECTIONS - COORDINATE WITH ARCHITECT PRIOR TO INSTALLATION.
 - ALL OUTSIDE CORNERS IN THE CORRIDORS AND LOBBIES TO HAVE CS ACOVYN CORNER TRIM, 3/8" X 20" WHERE THE WALL IS SHERWIN WILLIAMS "REPOSE GRAY", USE #262 "DUSTY PINK", WHERE THE WALL IS SHERWIN WILLIAMS "DOVETAIL", USE #315 "GALVESTON GRAY". ALL CORNER TRIMS TO BE UP TO FINISH CEILING. WHERE CORNER EXISTS IN AN OPEN CEILING AND CORNER TRIMS TO BE UP TO 9'-0" A.F.F.

MISCELLANEOUS FINISH SCHEDULE

METAL	GENERAL AREA	FINISH	NOTES
EXPOSED STEEL LINTEL/ANGLES	HEADERS OF STOREFRONT	PT-7	
EXPOSED COLUMNS	STORAGE, MECHANICAL, ELECTRICAL	PT-4	
EXPOSED BEAMS AND BRACING	CORRIDORS, STORAGE, MECHANICAL, ELECTRICAL, REAR LOBBY	PT-5	
EXTERIOR GYPSUM	AT CANOPIES UNDERSIDE	PT-8	



PROJECT NUMBER 1992
ISSUE DATE
 FOR PERMIT 09.30.20

DRAWING DATA
 DRAWN BY: BM/LM
 CHECKED BY: TH
SHEET TITLE
FINISH SCHEDULES

This drawing is the property of ROBERT JOHNSON ARCHITECTS, Inc. and is not to be reproduced or copied in whole or in part. It is only to be used for the project and site specifically identified herein and is not to be used on any other project. It is to be returned upon request.

SHEET NUMBER
A7.1