

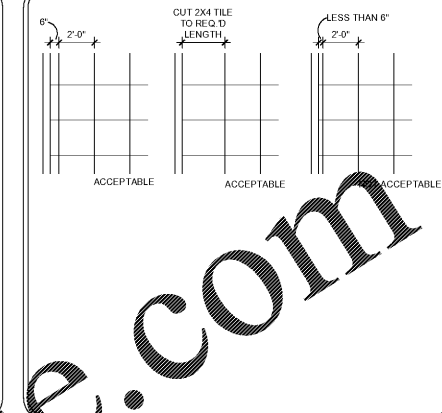
SYMBOL LEGEND

| | | | | | | | | | |
|--|---|----|--|---|----|--|--|--|---|
| | 2' X 2' X 3/4" SUSPENDED ACOUSTICAL TILE ARMSTRONG 'ULTIMA' BEVELED REGULAR TILE WITH 9/16" SUPRAFINE XL EXPOSED TEE GRID - COLOR TO BE WHITE - SEE RCP FOR HEIGHTS A-F-F. | A | | EXTERIOR WALL SCONCE FIXTURE TYPE A - SEE SECTION FOR MOUNTING HEIGHT TO CENTER OF FIXTURE - SEE ELECTRICAL. | H | | CONFERENCE ROOM PENDANT FIXTURE TYPE H - SEE PLAN FOR MOUNTING HEIGHT TO BOTTOM OF FIXTURE - SEE ELECTRICAL. | | EXIT SIGN - SEE ELECTRICAL. |
| | PAINTED GYPSUM CEILING - SEE RCP FOR HEIGHTS A-F-F - FINISH AS SCHEDULED. | B | | EXTERIOR EGRESS EMERGENCY LIGHT FIXTURE TYPE B - SEE PLAN FOR MOUNTING HEIGHT TO CENTER OF FIXTURE - SEE ELECTRICAL. | I | | BREAK ROOM PENDANT FIXTURE TYPE I - SEE PLAN FOR MOUNTING HEIGHT TO BOTTOM OF FIXTURE - SEE ELECTRICAL. | | RETURN AIR GRILLE - SEE MECHANICAL. |
| | ARMSTRONG 'ULTIMA' 2' X 2' X 3/4" BEVELED REGULAR ITEM #1912 TO BE INSTALLED ON 9/16" SUPRAFINE XL TEE BAR SUSPENSION SYSTEM WITH AXIOM 10' CLASSIC EXTRUDED ALUMINUM PERIMETER TRIM - COLOR TO BE WHITE - PROVIDE THREAD ROD FOR MOUNTING - SEE RCP FOR SIZE AND MOUNTING HEIGHT TO BOTTOM OF FIXTURE. | C | | EXTERIOR WALL PACK FIXTURE TYPE C - SEE PLAN FOR MOUNTING HEIGHT TO CENTER OF FIXTURE - SEE ELECTRICAL. | J | | RESTROOM WALL SCONCE FIXTURE TYPE J - SEE PLAN FOR MOUNTING HEIGHT TO CENTER OF FIXTURE - SEE ELECTRICAL. | | SUPPLY AIR DIFFUSER - SEE MECHANICAL. |
| | ARMSTRONG 'ULTIMA' 2' X 2' X 3/4" BEVELED REGULAR ITEM #1912 TO BE INSTALLED ON 9/16" SUPRAFINE XL TEE BAR SUSPENSION SYSTEM WITH AXIOM 6' CLASSIC EXTRUDED ALUMINUM PERIMETER TRIM - COLOR TO BE WHITE - PROVIDE THREAD ROD FOR MOUNTING - SEE RCP FOR SIZE AND MOUNTING HEIGHT TO BOTTOM OF FIXTURE. | D | | RECESSED CANOPY LIGHT FIXTURE TYPE D - SEE PLAN FOR MOUNTING HEIGHT TO BOTTOM OF FIXTURE - SEE ELECTRICAL. | K | | CUSTOM STRIP LIGHT FIXTURE TYPE K - SEE TAGS - SEE ELECTRICAL. | | RECESSED EXHAUST FAN - SEE MECHANICAL. |
| | ARMSTRONG 'ULTIMA' 2' X 2' X 3/4" BEVELED REGULAR ITEM #1912 TO BE INSTALLED ON 9/16" SUPRAFINE XL TEE BAR SUSPENSION SYSTEM WITH AXIOM 6' CLASSIC EXTRUDED ALUMINUM PERIMETER TRIM - COLOR TO BE WHITE - PROVIDE THREAD ROD FOR MOUNTING - SEE RCP FOR SIZE AND MOUNTING HEIGHT TO BOTTOM OF FIXTURE. | DE | | EMERGENCY RECESSED CANOPY LIGHT FIXTURE TYPE DE - SEE PLAN FOR MOUNTING HEIGHT TO BOTTOM OF FIXTURE - SEE ELECTRICAL. | L | | 2' X 4' LAY-IN LED LIGHT FIXTURE TYPE L - SEE ELECTRICAL. | | ELECTRIC UNIT HEATER - SEE MECHANICAL. |
| | ARMSTRONG 'ULTIMA' 2' X 2' X 3/4" BEVELED REGULAR ITEM #1912 TO BE INSTALLED ON 9/16" SUPRAFINE XL TEE BAR SUSPENSION SYSTEM WITH AXIOM 6' CLASSIC EXTRUDED ALUMINUM PERIMETER TRIM - COLOR TO BE WHITE - PROVIDE THREAD ROD FOR MOUNTING - SEE RCP FOR SIZE AND MOUNTING HEIGHT TO BOTTOM OF FIXTURE. | E | | RECESSED CAN LIGHT FIXTURE TYPE E - SEE PLAN FOR MOUNTING HEIGHT TO BOTTOM OF FIXTURE - SEE ELECTRICAL. | M | | SERVICE AREA LINEAR LIGHT FIXTURE TYPE M - SEE PLAN FOR MOUNTING HEIGHT TO BOTTOM OF FIXTURE - SEE ELECTRICAL. | | CEILING FAN - SEE ELECTRICAL. |
| | ARMSTRONG 'ULTIMA' 2' X 2' X 3/4" BEVELED REGULAR ITEM #1912 TO BE INSTALLED ON 9/16" SUPRAFINE XL TEE BAR SUSPENSION SYSTEM WITH AXIOM 6' CLASSIC EXTRUDED ALUMINUM PERIMETER TRIM - COLOR TO BE WHITE - PROVIDE THREAD ROD FOR MOUNTING - SEE RCP FOR SIZE AND MOUNTING HEIGHT TO BOTTOM OF FIXTURE. | F | | CORRIDOR PENDANT FIXTURE TYPE F - SEE PLAN FOR MOUNTING HEIGHT TO BOTTOM OF FIXTURE - SEE ELECTRICAL. | N | | 2' X 4' HIGH BAY LINEAR LIGHT FIXTURE TYPE N - SEE PLAN FOR MOUNTING HEIGHT TO BOTTOM OF FIXTURE - GC TO COORDINATE FINAL MOUNTING HEIGHT WITH OWNER - SEE ELECTRICAL. | | WALL PACK LIGHT FIXTURE, MOUNT AT 13'-0" A.F.F. - SEE ELECTRICAL. |
| | ARMSTRONG 'ULTIMA' 2' X 2' X 3/4" BEVELED REGULAR ITEM #1912 TO BE INSTALLED ON 9/16" SUPRAFINE XL TEE BAR SUSPENSION SYSTEM WITH AXIOM 6' CLASSIC EXTRUDED ALUMINUM PERIMETER TRIM - COLOR TO BE WHITE - PROVIDE THREAD ROD FOR MOUNTING - SEE RCP FOR SIZE AND MOUNTING HEIGHT TO BOTTOM OF FIXTURE. | G | | DOMED PENDANT FIXTURE TYPE G - SEE PLAN FOR MOUNTING HEIGHT TO BOTTOM OF FIXTURE - SEE ELECTRICAL. | NE | | 2' X 4' HIGH BAY LINEAR LIGHT FIXTURE TYPE N - SEE PLAN FOR MOUNTING HEIGHT TO BOTTOM OF FIXTURE - GC TO COORDINATE FINAL MOUNTING HEIGHT WITH OWNER - SEE ELECTRICAL. | | |

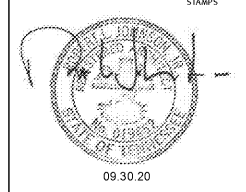
R.C.P. NOTES

- COORDINATE WITH ARCHITECT AND ELECTRICAL ENGINEER FOR COLOR TEMP REQUIREMENTS FOR ALL LIGHTING.
- COORDINATE WITH GENERAL NOTES AND ELECTRICAL / MECHANICAL DRAWINGS.
- ALL FINISHES FOR LIGHTS, MECHANICAL SUPPLIES AND DIFFUSERS, AND EXIT SIGNS TO BE SELECTED AND APPROVED BY ARCHITECT PRIOR TO BIDDING AND PURCHASE.
- CEILING TILE GRIDS SHALL BE CENTERED IN ROOMS UNLESS OTHERWISE NOTED. 4" MINIMUM TILE SHALL BE USED AT ALL AREAS WHERE CEILING GRID TERMINATES. IF LESS THAN 4", GC SHALL CUT A 2X4 OR 2X2 TILE RESPECTIVELY TO THE REQUIRED LENGTH.
- ALL EXPOSED STRUCTURE, CONDUIT, UNISTRUT, BRACING, SPRINKLER PIPES, AND MECHANICAL TO BE PAINTED IN OPEN-1 CEILING AREAS. REFER TO A.7.1 FOR SCHEDULE.

NOTES



ROBERT JOHNSON
architects
1808 West Morehead St.
Charlotte, NC 28208
T 704 / 342.1058
F 704 / 342.3043



CONSULTANT

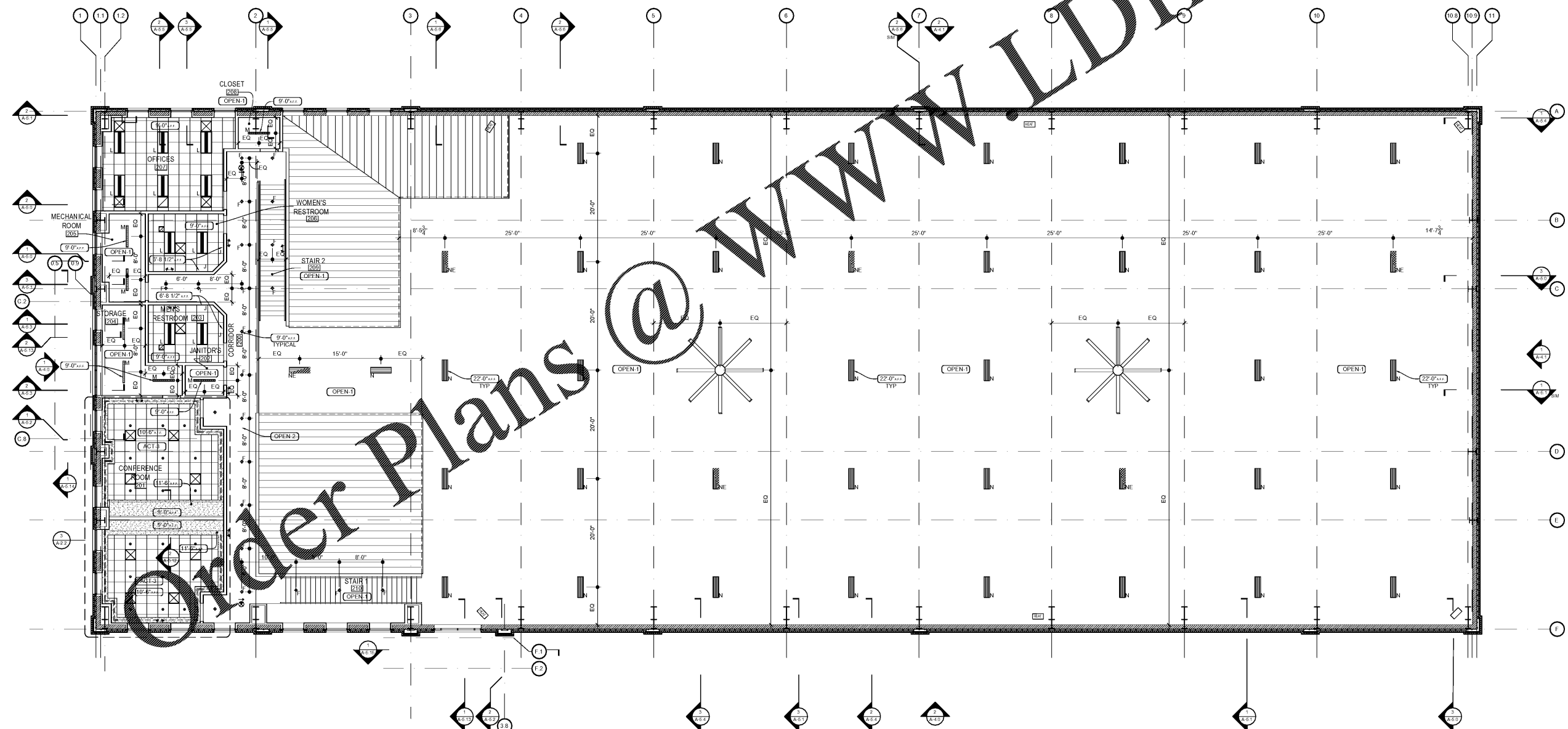
MIDSOUTH CARPENTER'S TRAINING TRUST
LA VERGNE, TN

PROJECT NUMBER 1982
ISSUE DATE 09.30.20
FOR PERMIT

DRAWING DATA
DRAWN BY: BM/LM
CHECKED BY: TH
SHEET TITLE
MEZZANINE REFLECTED CEILING PLAN

This drawing is the property of ROBERT JOHNSON ARCHITECTS, Inc. and is not to be reproduced or copied in whole or in part. It is only to be used for the project and site specifically identified herein and is not to be used on any other project. It is to be returned upon request.

SHEET NUMBER
A-2.1



1 MEZZANINE REFLECTED CEILING PLAN
A-2.1 SCALE: 1/8" = 1'-0"