

MIDSOUTH CARPENTER'S TRAINING TRUST

130 VETERANS MEMORIAL PARKWAY
LA VERGNE, TN 37086

RJA Project No. 1982

OWNER

MIDSOUTH CARPENTER'S REGIONAL TRAINING TRUST FUND
615 W. MAINS BOULEVARD
CHATTAHOOCHEE, GA, TN 37421
PHONE: 256.349.0849
CONTACT: GREG WILLIAMS

ARCHITECT

ROBERT JOHNSON ARCHITECTS
1808 WEST MOREHEAD STREET
CHARLOTTE, NC 28208
PHONE: 704.342.1058
CONTACT: LINDSEY MAYES

CIVIL ENGINEER

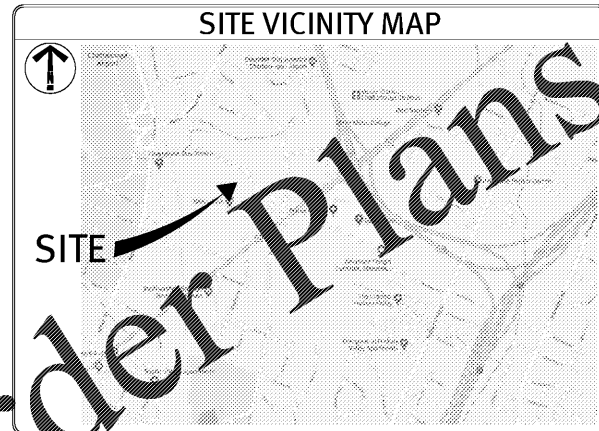
WAMBLE & ASSOCIATES, PLLC
40 MIDDLETON STREET
NASHVILLE, TN 37210
PHONE: 615.251.9555
CONTACT: JAMES WAMBLE

STRUCTURAL ENGINEER

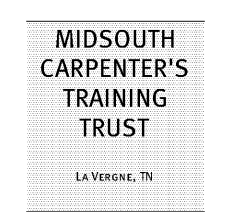
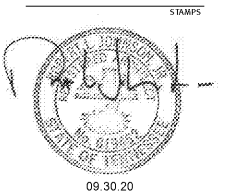
BENNETT & PLESS, INC.
1309 AMBLE DRIVE
CHARLOTTE, NC 28206
PHONE: 704.927.1513
CONTACT: MAXWELL KARR

P.M.E. ENGINEER

WAVE ENGINEERING
122 WEST BLAND STREET
CHARLOTTE, NC 28203
PHONE: 980.256.7728
CONTACT: ANDREW SOLER



INDEX OF DRAWINGS			
SHT.#	DESCRIPTION	RELEASE DATE	REVISION
G1.0	COVER SHEET	09.30.20	
G2.0	CODE INFORMATION	09.30.20	
G2.1	GROUND FLOOR LIFE SAFETY PLAN	09.30.20	
G2.2	MEZZANINE LIFE SAFETY PLAN	09.30.20	
G3.0	GENERAL INFORMATION	09.30.20	10.20.20
G4.0	WALL TYPES	09.30.20	
CIVIL (UNDER SEPARATE COVER)			
ARCHITECTURAL			
A0.1	SIDEWALK PLAN	09.30.20	
A1.0	GROUND FLOOR PLAN	09.30.20	
A1.1	GROUND FLOOR DIMENSIONAL PLAN	09.30.20	
A1.2	MEZZANINE FLOOR PLAN	09.30.20	
A1.3	MEZZANINE DIMENSIONAL PLAN	09.30.20	
A1.4	CLERESTORY PLAN	09.30.20	
A1.5	ENLARGED RESTROOMS	09.30.20	
A1.6	ENLARGED GROUND FLOOR PLAN	09.30.20	
A1.7	ENLARGED MEZZANINE & STAIR PLANS	09.30.20	
A1.8	ENLARGED MILLWORK & STAIR PLANS	09.30.20	
A1.9	GROUND FLOOR ELEVATION PLAN	09.30.20	
A1.10	EDGE OF SLAB PLAN	09.30.20	
A1.11	PLAN DETAILS	09.30.20	
A1.12	PLAN DETAILS	09.30.20	
A2.0	GROUND FLOOR REFLECTED CEILING PLAN	09.30.20	
A2.1	ENLARGED REFLECTED CEILING PLAN	09.30.20	
A2.2	ENLARGED REFLECTED CEILING PLANS	09.30.20	
A2.3	ENLARGED REFLECTED CEILING PLANS	09.30.20	
A3.0	ROOF PLAN	09.30.20	
A3.1	ROOF DETAILS	09.30.20	
A4.0	EXTERIOR ELEVATIONS	09.30.20	
A4.1	EXTERIOR ELEVATIONS	09.30.20	
A4.2	EXTERIOR ELEVATION DETAILS & MOCK UP PANEL	09.30.20	
A5.0	WALL SECTIONS	09.30.20	
A5.1	WALL SECTIONS	09.30.20	
A5.2	WALL SECTIONS	09.30.20	
A5.3	WALL SECTIONS	09.30.20	
A5.4	WALL SECTIONS	09.30.20	
A5.5	WALL SECTIONS	09.30.20	
A5.6	WALL SECTIONS	09.30.20	
A5.7	BUILDING SECTION	09.30.20	
A5.8	BUILDING SECTION	09.30.20	
A5.9	BUILDING SECTION	09.30.20	
A5.10	BUILDING SECTION	09.30.20	
A5.11	BUILDING SECTION	09.30.20	
A5.12	STAIR SECTION	09.30.20	
A5.13	STAIR SECTION	09.30.20	
A5.14	WALL SECTIONS	09.30.20	
A5.15	WALL SECTIONS	09.30.20	
A6.0	SECTION DETAILS	09.30.20	
A6.1	SECTION DETAILS	09.30.20	
A6.2	SECTION DETAILS	09.30.20	
A6.3	SECTION DETAILS	09.30.20	
A7.0	DOOR & WINDOW SCHEDULES	09.30.20	
A7.1	FINISH SCHEDULES	09.30.20	
A7.2	GROUND FLOOR FINISH FLOOR PLAN	09.30.20	
A7.3	MEZZANINE FINISH FLOOR PLAN	09.30.20	
A7.4	GROUND FLOOR FINISH WALL PLAN	09.30.20	
A7.5	MEZZANINE FINISH WALL PLAN	09.30.20	
A8.0	INTERIOR ELEVATIONS	09.30.20	
A8.1	INTERIOR ELEVATIONS	09.30.20	
A8.2	INTERIOR ELEVATIONS	09.30.20	
A8.3	INTERIOR ELEVATIONS	09.30.20	
A8.4	INTERIOR ELEVATIONS	09.30.20	
A8.5	INTERIOR ELEVATIONS	09.30.20	
A8.6	INTERIOR ELEVATIONS	09.30.20	
A8.7	INTERIOR SECTIONS	09.30.20	
STRUCTURAL			
S0.1	GENERAL NOTES	09.30.20	
S0.2	SCHEDULES	09.30.20	
S1.1	FOUNDATION PLAN	09.30.20	
S1.2	MEZZANINE FRAMING PLAN	09.30.20	
S2.0	TYPICAL SECTIONS & DETAILS	09.30.20	
S2.1	FOUNDATION DETAILS	09.30.20	
S3.1	FRAMING DETAILS	09.30.20	
S3.2	FRAMING DETAILS	09.30.20	
S4.1	WALL SECTIONS	09.30.20	
S4.2	WALL SECTIONS	09.30.20	
FIRE PROTECTION			
FP0.1	FIRE PROTECTION NOTES AND DETAILS	09.30.20	
FP1.1	FIRE PROTECTION MAIN FLOOR PLAN	09.30.20	
FP1.2	FIRE PROTECTION MEZZANINE PLAN	09.30.20	
PLUMBING			
P0.1	PLUMBING NOTES AND SCHEDULES	09.30.20	
P1.1	PLUMBING MAIN FLOOR PLAN	09.30.20	
P1.2	PLUMBING MEZZANINE PLAN	09.30.20	
P1.3	PLUMBING ROOF PLAN	09.30.20	
P2.1	PLUMBING ENLARGED PLANS	09.30.20	
P3.1	PLUMBING DETAILS	09.30.20	
MECHANICAL			
M0.1	MECHANICAL NOTES AND LEGEND	09.30.20	
M1.1	MECHANICAL MAIN FLOOR PLAN	09.30.20	
M1.2	MECHANICAL MEZZANINE FLOOR PLAN	09.30.20	
M2.1	MECHANICAL DETAILS	09.30.20	
ELECTRICAL			
E0.1	ELECTRICAL SPECS & SYMBOLS	09.30.20	
E0.2	ELECTRICAL SCHEDULES	09.30.20	
E1.1	LIGHTING MAIN LEVEL PLAN	09.30.20	
E1.2	LIGHTING MEZZANINE PLAN	09.30.20	
E2.1	POWER MAIN LEVEL PLAN	09.30.20	
E2.2	POWER MEZZANINE PLAN	09.30.20	
E3.1	ELECTRICAL DETAILS	09.30.20	
E4.1	PANEL SCHEDULES	09.30.20	



PROJECT NUMBER 1982
ISSUE DATE

FOR PERMIT 09.30.20
REVISED PER OWNER 10.20.20

DRAWING DATA
DRAWN BY: BM/LM
CHECKED BY: TH

SHEET TITLE

COVER SHEET

SHEET NUMBER

G1.0

This drawing is the property of ROBERT JOHNSON ARCHITECTS, INC. and is not to be reproduced or copied in whole or in part. It is only to be used for the project and is to be returned upon request. It is to be returned upon request.