

This document is property of 2KM Architects, Inc. The unauthorized reproduction, copying, or otherwise use of this document is strictly prohibited and any infringement thereupon may be subject to legal action. Copyright © 2020, 2KM Architects, Inc.

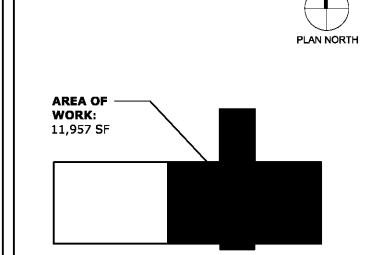
GENERAL NOTES:

- DO NOT SCALE DRAWINGS TO LOCATE LIGHT FIXTURES.
- ALL NOTES PER SHEET E1.0 APPLY TO THIS SHEET.
- ALL FIXTURES ARE TYPE "A" UNLESS OTHERWISE NOTED.
- LOWER CASE LETTERS AT SWITCHES AND LIGHT FIXTURES ON THIS SHEET ARE SHOWN TO CLARIFY THE FIXTURES BEING CONTROLLED BY THE ASSOCIATED SWITCHES.
- HOMERUN CIRCUITS ARE SHOWN AS NOTED. PROVIDE ALL BRANCH CIRCUIT CONDUCTORS/TRAVELERS AS NECESSARY TO CONNECT ALL LIGHTS SHOWN ON THE CIRCUIT. PROVIDE DEDICATED NEUTRALS FOR ALL CIRCUITS.
- PROVIDE UNSWITCHED "HOT" CONDUCTOR FROM LIFE SAFETY CIRCUIT AS INDICATED TO ALL EXIT SIGNS AND EMERGENCY LIGHTING RELAYS.
- PROVIDE UNSWITCHED "HOT" CONDUCTOR FROM NORMAL POWER PANEL AS INDICATED TO ALL EMERGENCY RELAYS FOR "NORMAL POWER SENSE" IN EMERGENCY RELAY.
- CONTRACTOR SHALL PROVIDE CLASS 2, 600 VOLT RATED, 0-10 VOLT CONTROL WIRING FOR ALL LED FIXTURES WHERE CONTROLLED BY LOW-VOLTAGE CONTROLLERS OR WALL BOX DIMMERS.
- CONTRACTOR SHALL PULL #18 AWG TFM SOLID COPPER CONTROL WIRING IN SAME CONDUIT AS LINE-VOLTAGE SWITCH/LEG CONDUCTORS. CONDUCTORS SHALL BE PURPLE & GRAY. FIXTURE WHIPS SHALL BE PROVIDED WITH CONTROL WIRING INSTALLED IN WHIPS TO MATCH INSTALLATION. FIXTURE WHIPS SHALL NOT EXCEED 6'-0" IN LENGTH. NO EXCEPTIONS.

KEYED NOTES:

- PROVIDE #10 CONDUCTORS THROUGHOUT CIRCUIT. ROUTE HOMERUN THRU EXISTING RELAY PANEL "RPLS" UTILIZING EXISTING 20"IP BREAKER IN EXISTING PANEL "HLS" AT SPACE AS INDICATED. SEE SHEET E1.1 FOR PANEL "HLS" AND "RPLS" LOCATIONS. SEE SHEET E6.1 FOR EXISTING PANEL SCHEDULES.

KEY PLAN:



REVISIONS:

Date	Description

**CCSD
 I.T./TRAINING
 DEPARTMENT**

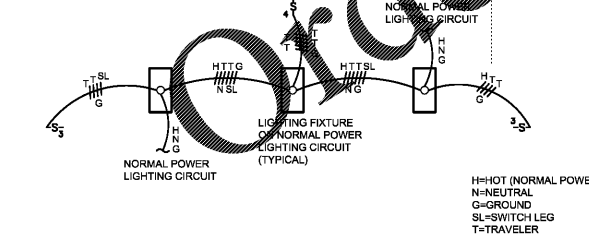
FOR
 COLUMBIA COUNTY SCHOOL DISTRICT

4395 RIVERWATCH PARKWAY
 EVANS, GA 30809

DRAWING TITLE

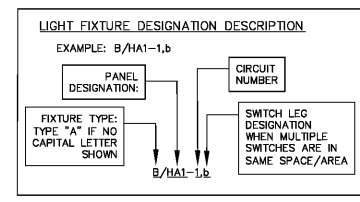
LIGHTING PLAN

PROJECT NO.	20-04C	DRAWING NO.	
DATE	10/26/2020	DRAWN BY	JH
PAPER	24"x36"	ISSUE	CD
E2.0			



2 DETAIL - THREE/FOUR WAY SWITCH WIRING DIAGRAM
 E2.0 SCALE: NONE

1 LIGHTING PLAN
 E2.0 SCALE: 1/8" = 1'-0"



3 DETAIL - LIGHT FIXTURE DESIGNATION DESCRIPTION
 E2.0 SCALE: NONE